

Discovery[®] EXPRESS



Vol. 11, No. 3

Celebrating DOAI's 11th Anniversary Year

Summer 2009

In This Issue

Membership Sponsors	2
SE Rally Photo Album	2
President's Message	3
A Safety Tip	3
About This Newsletter	3
Discoverys in the Rockies	4
In Our Thoughts and Prayers	4
How to Get to National Rally	5
Membership Dir Report	6
Natl Rally Master's Report	6
Merchandise Dir. Report	6
My Colorado	6
Exec. Vice President's Report	7
Region Reports:	
North Central	8
South Central	8
Southwest	8
Southeast	11
Rally Opportunities	9
Helpful RV Contact Info	9
Display Ad	9
DOAI Board of Directors	10
DOAI Chapters/Presidents	10
DOAI Committee Chairmen	10
SE Rally Photo Album	11
Cond. Board Minutes	12
RV Links	12
Fleetwood Tech Info	13
Chapter Reports:	
Blue Ridge Discoverys	14
Desert Rats	14
Dixie Travelers	14
Heartland Discoverys	14
Louisiana Mudbugs	14
Quad State LATO	15
Mason-Dixon Discoverys	15
Texas Disco Road Runners	15
Midwest Discoverers	15
One Man's Life	16
Number, Please!	17
Road Trip Recommendations	18
Geocaching	18
Computer Corner	20
Classified/Display Ads	21
Yahoo! Group Conversation	22
Nat'l Rally Registration Form	23
Membership Application	24

Countdown to the National Rally

There are just a few more weeks to the **registration deadline of August 25** for the 2009 DOAI national rally. If you haven't yet sent in your registration, please do it soon! We are limited to 150 coaches, and we don't want **you** to miss out on a fun time in Colorado.



See **inside back cover** for the registration form in this issue. Check the **Spring 2009 Discovery Express, pages 20-23**, for details on tours, golf, etc. (also online at www.discoveryowners.com).

Besides having a wide variety of sights to see and places to visit in Pueblo, the town also has a strong contingent of entertainers and caterers. We've chosen some of the best for your enjoyment:



Spurlock Variety Band

Exciting Entertainment! On Monday evening, you will be entertained by the *Spurlock Variety Band*. The repertoire includes show tunes, music from the 40s, 50s, 60s, and more, all designed for your listening and dancing pleasure.

On Wednesday evening, you'll enjoy the talents of Richard Baca's *Sierra Gold Band*. The repertoire includes a wide variety of music for listening and dancing, and we know you'll have a great time.



Sierra Gold Band

Fantastic Food! Jim Beatty's *Classic Catering* will supply wonderful food for us during the rally. On Friday evening, you'll enjoy an array of finger food at the welcome party. On Monday and

Wednesday evenings, the dinners will be catered and the menus we've chosen will make your mouths water. Tuesday morning you'll be served a scrumptious full breakfast to start your day with a bang.

There is more information about the national rally inside this issue. Don't miss a thing...turn to **page 4** to begin. We'll be posting updates to the rally page at the DOAI Web site...check it often. 🌟

Quarterly Publication of Discovery Owners Association, Inc.,
a non-profit organization by and for owners of Discovery[®] by Fleetwood[®] RV Motor Homes.

DISCOVERY - AN UNPRECEDENTED EXPERIENCE IN ADVENTURE

DOAI Membership Sponsors

We extend thanks to these Discovery dealers who support DOAI by paying for a year's membership for each person who purchases a **new or used** Discovery motor home.

Ancira Motorhomes, Inc., Boerne TX	800.299.1199	www.ancirarv.com
Bankston Motor Homes, Inc., Huntsville AL	800.624.2899	www.bankstonmotorhomes.com
Blaine Jensen RV, Kaysville UT	888.652.9944	www.blainejensenrv.com
DeMontrond RV, Houston TX	800.392.1480	www.demontrondrv.com
Hayes RV, Longview TX	888.429.3778	www.hayesrv.com
Lazydays RV SuperCenter, Seffner FL	800.500.5299	www.lazydays.com
PPL Motor Homes, Houston TX	800.755.4775	www.pplmotorhomes.com
RCD Sales Company, Ltd., Hebron OH	888.204.4094	www.rcdsales.com
River City RV, Sherwood AR	800.696.2125	www.rivercityrvs.com
Tom Johnson Camping Center, Concord NC	888.450.1440	www.tomjohnsoncamping.com
Tom Johnson Camping Center, Marion NC	800.225.7802	www.tomjohnsoncamping.com
Tom Raper RV, Richmond IN/Fairfield OH	800.727.3778	www.tomraper.com

DOAI and Discovery dealers – sharing the spirit of friendship!

**If you would like to join this elite group,
please contact DOAI Membership Director Portia Williams at 888.594.6818**

Southeast Region Rally Photo Album, Part One



A very successful food bank collection.



Jim Devine and Becky Godwin



A great room for eating and visiting.



The Gang at the Bush Bean Factory tour...but Duke wasn't there!
But they got neat bags of stuff ... "musical fruit," perhaps?

President's Message by Marshall Godwin

Fellow Discovery Owners: This is the year – we are off to Alaska for a planned five-month trip. So far, so good!

On the way out west, we stopped at the Fleetwood Service Center in Decatur to have a few items corrected. They do great work. I was one of the last customers to have my coach serviced at Plant 91 on Commerce Street. Starting the following week, all motor home repair work was transferred to the American Coach Service Center, Plant 90, on Patterson Street in Decatur.



Natl Prez Marshall

I toured the production facility, but no coaches were being built. May 31 was the end of Fleetwood's fiscal year, so any news regarding investors or buyers could be announced soon, perhaps before you get this newsletter.

DOAI Financial Health

While the association is financially sound, the downturn in the RV industry resulted in the loss of grants and donations from major manufacturers. To offset the reduced income, the board decided to have *Discovery Express* printed in black and white. We are also reducing the number of printed copies sent to non-members. You can do a lot to reduce association expenses by agreeing to get your copy of the newsletter electronically. Each copy we print and mail is money that can be saved by electronic distribution. Contact **Portia Williams** (doaimembership@discoveryowners.com) to select the electronic option (**Go Green Group**).

Voting Time This Fall

This is a DOAI election year. We are looking for additional qualified candidates to fill a number of positions. Please contact **Phil Yovino** if you, or someone you know, is interested in serving DOAI. Phil heads the nominating committee and each of the region vice presidents is a member of the committee. Please consider volunteering to run for office.

New Rally Format

The board approved the **CAMPDISCOVERY** concept for next year's southeast region rally. The rally will be filled with technical and non-technical seminars that cover all the Discovery systems and equipment, as well as general RV lifestyle sessions. Each attendee will receive a training handbook that covers all the topics. If you gain something from this rally that allows you to correct just one problem without having to visit a dealer or repair shop, you will likely save more than the entire rally cost. Times are changing and it would do all of us well to be more self-sufficient when it comes to taking care of our Discoverys. Here is your chance to get the knowledge and reference material to do just that.

Board Change

Micky Racer has stepped down as DOAI treasurer. She took the job at a time when the association needed help. I thank Micky for all her hard work and the time she took to conduct DOAI business while dealing with a number of family issues. The board appointed **Pete Palasota** to fill the remainder of Micky's term. Pete was serving as vice treasurer. He has served as treasurer for the Freightliner Chassis Owners' Club, and comes to the job with the experience and knowledge to make an immediate contribution.

2009 National Rally

On our return trip from Alaska, we plan to be in Pueblo for the national rally. This will be my first motor home visit to Colorado. Join other DOAI friends in Pueblo this September for *Discoverys in the Rockies*. I know that everyone involved is very busy to make sure you will have a great time at the rally. I hope to see you there!

Remember to take time for the important things in life. God bless!



A Safety Tip by John Waterloo

We recently stopped at a rest area to go to the washrooms. As we were walking back to the coach, a car alarm by the washrooms went off. It was a signal that we were coming back. Someone had gone through our toad and left the glove compartment open. There were no valuables in the toad, but from now on I'm going to lock it. I always lock our rig so we don't pick up unexpected passengers.



© 2009 Discovery Owners Association, Inc. Discovery Owners Association, Inc. is not responsible for opinions or facts presented by contributors to this newsletter.

Discovery Express is a quarterly publication (Winter, Spring, Summer, Fall). Deadline for copy is November 20, February 20, May 20, and August 20. Members are encouraged to send in articles, tips, questions, and/or comments.

Material for the newsletter may be sent via email or U.S. mail. Photos are welcome, and if sent via email, should be in either .jpg or .bmp format. Photos sent by U.S. mail will be scanned and returned to contributors. *All submissions will be acknowledged.* If acknowledgment is not received within a reasonable time, please call the editor.

Newsletter Editor

Nina Soltwedel
4736 Harwich St.
Boulder CO 80301-4217
303.530.0775; 303.570.2736
doaiexpress@discoveryowners.com

Contact DOAI membership director as soon as you change your address. Newsletters are costly to mail, and DOAI pays double when a newsletter is returned. If you wish to access the newsletter electronically instead of receiving a hard copy, contact the membership director for details.

Membership Director

Portia Williams
P. O. Box 95
St. George UT 84771-0095
Toll-free 888.594.6818
doaimembership@discoveryowners.com

DOAI Web Site

www.discoveryowners.com

DOAI Yahoo! Group

www.groups.yahoo.com/discoveryownersassociation/

Founder/President Emeritus

Jim Devine
122 Baltimore Dr
Oak Ridge TN 37830-7842
970.209.4757
f195810@gmail.com

Newsletter printed by Preferred Printing, Boulder CO using post-consumer recycled paper and vegetable-based ink



Discoverys in the Rockies by Nina Soltwedel

Those who are fortunate to live in the highest state in the Union will tell you there are so many things to see and do in Colorado. I hope you plan to spend a bit of extra time here, either before or after the rally (or both!) and take in some of the offerings of the surrounding area. Your welcome bag will contain promotional literature for many of Colorado's "must see" places.

But first, here is more information about activities and events during the rally:

Charitable Outreach

We will be collecting canned and non-perishable foodstuffs for Care and Share, the food bank for southern Colorado. Help us help those who are in desperate need of food for their families.

The 50/50 game proceeds will go to the Pueblo YWCA Family Crisis Shelter for Women and Children.

Red Hat Tea

Ladies, pack your red hat and purple clothing, 'cause the DOAI unofficial Red Hat Society will be meeting! **Betty Thompson** has lined up some great entertainment, and she has some fun things for us to do. There will be door prizes!

The Discoveryettes

The female singing group, The Discoveryettes, will entertain on Tuesday evening. We invite any gal who loves to sing to join us. We'll be doing three songs; two are familiar (one with different words), and the third may be new to many. If you would like more information, just contact me at nina.soltwedel@gmail.com and I'll fill you in. I have music to email to those who know they want to participate, 'cause practicing before you leave for the rally will be helpful.

Potluck and Card Bingo

Responding to a request, Tuesday evening we'll have a potluck meal, followed by The Discoveryettes, and then card bingo. Be sure to bring along a casserole dish or whatever you will need

to carry something to the potluck that will feed 12 people. The way it will work will *guarantee* that everyone gets a good meal.

Card bingo is fun, and all you need is a deck of cards and \$2 in dimes. It's an easy game to learn and it's a great way to meet new people.



Vendors and Seminars

Bob Williams is our vendor chairman, and his wife, **Portia**, is our seminar chairman. Bob is lining up vendors, and Portia is scheduling seminars by those vendors, as well as others.

Individuals representing Allison, Cummins, and Caterpillar will be there with needed supplies and interesting seminars. Other major vendors are being contacted. Seminars will include events for pilots and co-pilots, as well as time set aside for a parade of homes where we can see what others have done to their rigs. We will be posting vendor and seminar updates to the national rally page on the Web site regularly, so check often at www.discoveryowners.com.

DOAI Sales

Dick Tracy will be in attendance with DOAI and Discovery merchandise for sale. Don't miss it – he has some surprises for us along with great prices.

White Elephant/Craft Sale/Book Exchange

A national rally wouldn't be complete without a white elephant and craft sale. And bring your books for exchange! Full details are available on the Web site.

Carpeting Soiled?

We've made arrangements to have an outside service come and clean your RV carpeting for \$45 per coach. You can let us know ahead of time if you are interested, or you can sign up when you arrive at the rally. Contact me for details. 🌿

In Our Thoughts and Prayers by Nina Soltwedel

Please keep these DOAI family members in your thoughts and prayers:

Jan Price, recovering from a second eye surgery in May.

Vie Brock, recovering from knee replacement surgery.

Garry Shirey, whose mother, **Berniece Idy**, died May 21.

Lorrie Petersen, whose husband, **Blaine**, died February 27. The Petersens were DOAI charter members, and Lorrie was the first editor of *Discovery Express*.

Laura Skans, whose husband, **Cliff**, died April 3. The Skanses were also DOAI charter members.

Steve Clarke, whose wife, **Shirley**, died May 8.

Janie Moreno, whose husband, **Ernie**, died May 6.

Shirley Farnsworth, whose husband, **Wayne**, died last December.

Jerry and Linda Hussey, whose son-in-law was killed in a motorcycle accident in April.

Larry and Micky Racer, each dealing with health issues.

Bobby and Mandy LaPlante, mourning a recent death in the family.

Jim Withrow, whose mother is on life support.

Fay Williams, dealing with heart problems.

Phil Yovino, dealing with recurring cancer.

Kenneth Stanley, received a new pacemaker recently.

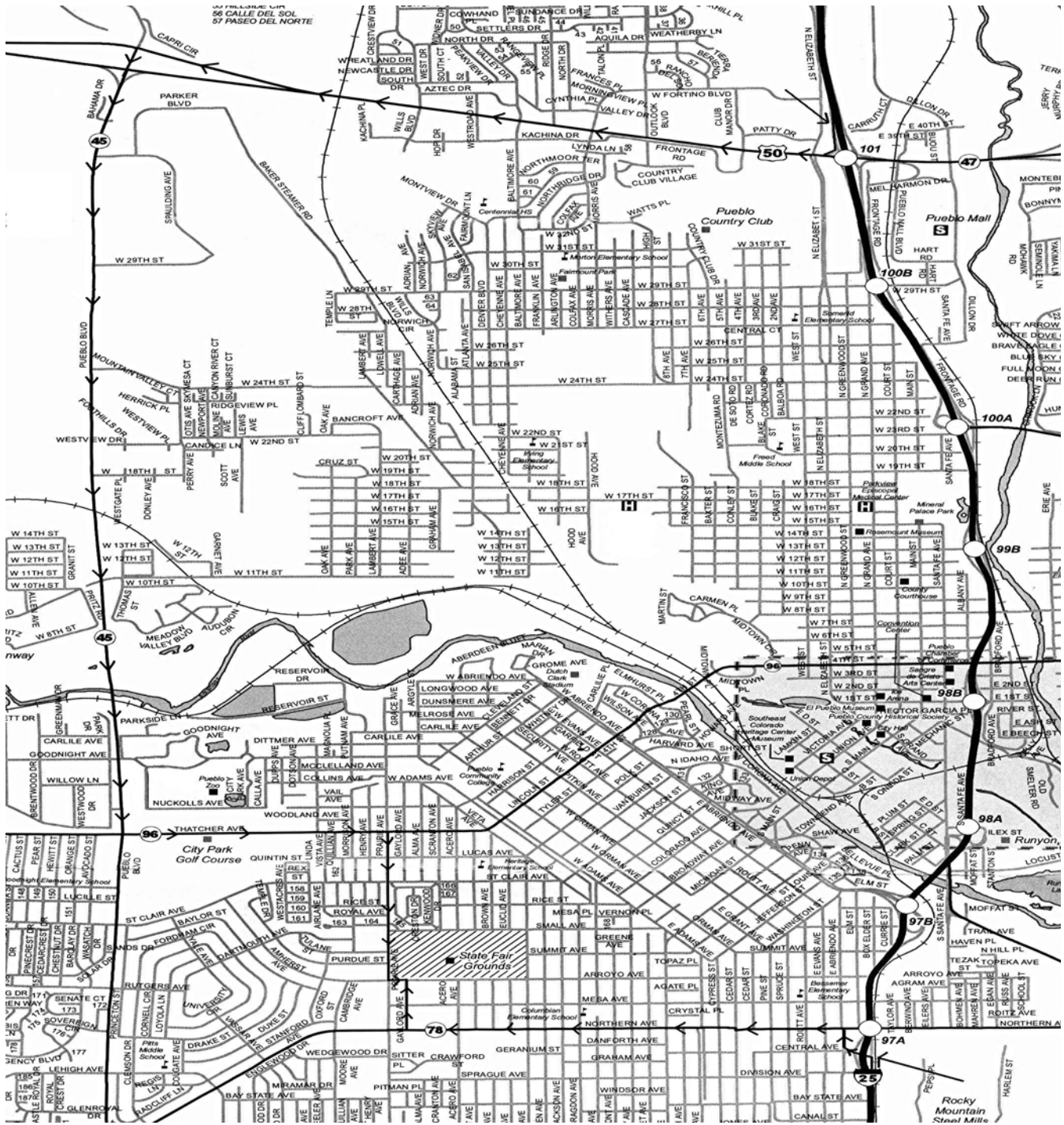
Betty Bailey, recovering from gastric bypass surgery.

Lee and Julie Barefoot, each dealing with health issues.

Tom Fields, hospitalized recently, is now back home and welcomes calls, emails, and visits.

Please let me know of any member needing a care card or sympathy card by sending an email to doaiexpress@discoveryowners.com. 🌿

How to Get to the National Rally



➔ **From the north via I-25:** Take exit 101 (follow arrows) and go west (right) on U.S. 50 approximately 2.5 miles to Colo. 45 (Pueblo Blvd.). Go south (left) on Pueblo Blvd. almost 4 miles to Thatcher Ave. Turn east (left) on Thatcher about 1 mile to Prairie Ave. Turn south (right) on Prairie about 1 mile to Mesa Ave. Turn east (left) a very short block and Gate 3 will be on your left.

➔ **From the south via I-25:** Take exit 97A (follow arrows) and go west (left) over the interstate to Abriendo. Veer north (right) 1 block to Colo. 78 (Northern Ave.). Turn west (left) on Northern about 1.5 miles to Gaylord. Turn north (right) on Gaylord, proceed to Mesa Ave., cross Mesa and you'll be at Gate 3. **Suggestion:** When going west on Northern, stay in the left hand lane until you cross Van Buren (one block after Jackson), then move over to the right hand lane. That way, you'll miss a lot of side slants and dips at intersections.



Membership Director's Report by Portia Williams

Please extend the hand of welcome when you meet these new DOAI members:

Jimmy/Terri Adams, Shawnee KS
 Leonard/Janice Anderson, Waukesha WI
 Steve/Cindy Anderson, Ceilina TX
 Reba Archer, Huffman TX
 Michael/Darla Arthurs, Markham ON
 Jack/Mary Belcner, Leesburg GA
 Kenneth Brown, Grants NM
 Orvin/Barbie Brown, Madison SD
 Danny/Serilda Carter, Lake Arthur NM
 James/Kathy Cloud, Austin TX
 Dave/Pat Columbus, Merrimack NH
 Dave/Pat Columbus, Merrimack NH
 Donald Copple, Horseshoe TX
 James/ Davis, Harrisburg PA
 Bryan/Karen De Aro, Monrovia CA
 Emerson/Cheryl Dickey, Lenoir NC
 Tony DiFrancisco, Fort Pierce FL
 Phil Eden, Brighton ON
 Al/Ann Forth, Freelon TX
 Richard Frank, Naples FL
 Craig/Becky Furry, Du Quoin IL
 Rick/Donna Garis, Aurora OR
 Terry Gresham, Marshall TX

Mary Ann Halkard, Santa Fe TX
 Alan/Arlene Hanson, Manchester MI
 David/Janet Holt, Bean Station TN
 Garry Hoots, Yadkinville NC
 Jim Huggett, Florissant MO
 Trent Hunter, Roslyn NY
 Jim Jopson/Jane Mark, Newman Lake WA
 Bill Kneipp, Carthage TX
 Tom/Joy Koukol, Burr Ridge IL
 Karl Lamb, Pflugerville TX
 Ronald/Pam Larsen, Frostproof FL
 Tom/Katy Leydic, Isle of Palms SC
 Ralph/Carol Lowery, Snohomish WA
 Santiago/Evelyn Martin, Homestead FL
 Walt Mathis, Gainesville GA
 Bill/Sandra McCain, Lindale GA
 William/Margaret McKendry, Tillamook OR
 Terry McKinley, Longview TX
 Randy/Missy Moore, Keller TX
 Brad/Rose Mudgett, San Antonio TX
 Chad Parker, Pensacola FL
 Donald/Pattianne Petty, Front Royal VA
 O B/Caroline Phillips, New Boston TX

John/Judie Presten,
 Acton CA
 Richard/Donna Rawson,
 Calhoun LA
 Mark Robertson,
 Carthage TX
 Brian/Debra Schaeffer,
 Burleson TX
 Damian Schultz, Mars PA
 Bob/Sandy Silva, Rapid City SD
 Steve/Karen Singleton, Denver NC
 Randy/Deborah Smith, Bristol TN
 Calvin/Tiny Steele, Chattanooga TN
 Delane Stephenson, Canadian TX
 Henry/Jacquie Stevens, Stouffville ON
 Bill/Pamela Stiles, Whitehall PA
 David Taylor, Sabine Pass TX
 Rick/Patty Terry, Knoxville TN
 Benny/Joyce Thome, Springfield IL
 David Tucker, Katy TX
 John/Sharon Warner, Steamboat Springs CO
 Dennis/Sandy Wegner, New Ulm MN
 Jerry/Lisa Zins, Camarillo CA



Director Portia



National Rally Master's Report by Dick Snyder

That was a great rally in the Smoky mountains put on by **Frank Cason** and the Blue Ridge Discoverys. I know what it takes to host a rally after our tenth anniversary gathering in Goshen last September. There is a lot of time and work that goes into these get-togethers. and the Blue Ridgers made it all worthwhile.

Brenda and I had to leave early for our Italian tour, so we didn't get to see the Saturday night entertainment. I understand it was an unforgettable experience.

We will be attending the Blue Ridge Discoverys campout in Lewisburg, West Virginia, in a few weeks. I hope to see some of you there.

It won't be long before we will be meeting at our DOAI national rally in Pueblo. The members in the northwest region are going to have a great time for us in the Rocky mountains. I hope everyone can make this rally – it should be a good'un.



Natl Rally Master Dick



Merchandise Director's Report by Dick Tracy



Merchandise sales area at southeast region rally

Thanks to everyone who purchased Discovery merchandise at the southeast region rally. We held the merchandise sales on scaled-back hours of operation and it worked out well. I was able to make some special discount buys, and nearly all of them sold out.

I will be ordering additional merchandise for the national rally in Pueblo this September. Look for great buys!



Director Dick



My Colorado by Nina Soltwedel

Colorado –
 for all seasons, for all reasons;
 mountains and prairies; sand dunes and glaciers;
 parks and preserves; rivers and reservoirs;
 I-roads and by-roads.

East slope, west slope –
 and everything in between.
 It's close to heavenly –
 the prettiest I've ever seen.
 My Colorado.



Editor Nina



Executive Vice President's Report

Problem Solved! by John Baker

In the Winter 2009 issue of *Discovery Express*, it was reported that New Mexico had revoked the DOAI corporate charter June 10, 2006. Your board of directors took decisive action to resolve the issue and effective January 22, 2009, DOAI was reincorporated in the Commonwealth of Virginia. Since current bylaws and standing rules had previously been approved, they are still in force. However, a number of changes will be needed to bring those governing documents into compliance with Virginia incorporation statutes.

After reviewing the requirements of Virginia as set forth in Title 13.1 of the Code of Virginia and as spelled out on their Web site, the following changes were adopted or recommended by the board of directors on April 25, 2009. Adopted standing rule changes (numbers 5 and 8) require no further action and are presented for your information. Recommended bylaw changes will be presented for approval by the membership at the 2009 annual meeting in Pueblo.

1. **Amend bylaws Article IV Paragraph A3 to include the agent to the Commonwealth of Virginia (if not an attorney) as a non-voting board member.** Virginia law requires the corporation have an agent who is either a member of the board of directors and lives in Virginia or is a Virginia attorney. **Marshall Godwin** is both a member of the board and a Virginia resident, so the Articles of Incorporation initially appointed him as our agent. This provision will allow the appointment at any future date of any other member who lives in Virginia. If no Virginia resident member is able to fill the office, a Virginia attorney can be engaged to do so.

Bylaws Article IV Paragraph A3 (current): "The Board of Directors consists of the National Officers and the Regional Vice Presidents."

Restate as "The Board of Directors consists of the National Officers, the Regional Vice Presidents and the Agent to the Commonwealth of Virginia (unless said agent is a Virginia attorney and is not a member of the corporation). The agent shall not have a vote in actions of the Board."

2. **Amend bylaws Article IV to add Paragraph B3 to define duties of agent to the Commonwealth of Virginia and specify that he/she must be a resident of Virginia. Specify that this position shall be filled by appointment of the board.** Notice if the agent is not an attorney, he/she must be a member of the board of directors but need not be an officer.

Bylaws Article IV Paragraph B (current) defines specific board member duties. The last paragraph is currently number 2.

Add Paragraph 3: "The sole duty of the registered agent is to forward to the corporation at its last known address

any process, notice or demand that is served on the registered agent. This position is to be appointed by the Board of Directors and must be either (1) a DOAI member who is a resident of the Commonwealth of Virginia or (2) a member of the Virginia Bar."



Exec VP John

3. **Amend bylaws Article V Paragraph C3d to remove responsibility for IRS reporting and indicate the secretary is responsible for filing the annual report to the Commonwealth of Virginia.** The state report is due annually in January. The IRS reporting has been historically filed by the treasurer but was incorrectly included in the secretary's responsibilities.

Bylaws Article V Paragraph C3d (current): "The Secretary is responsible for ensuring that the required DOAI annual reports are filed with the Internal Revenue Service and the State of New Mexico."

Restate as "The Secretary is responsible for ensuring that the required DOAI annual reports are filed with the state of incorporation."

4. **Amend bylaws Article IX to add Paragraph B6 to make bylaws changes effective immediately upon approval by the membership.** Virginia does not require any reporting of bylaw changes.

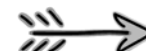
Bylaws Article IX Paragraph B6 (current): "Approved amendments are effective when approved by the Board and filed with the Public Regulation Commission of the State of New Mexico."

Restate as "Approved amendments are effective when approved by the membership."

5. **Amend Standing Rule #1 Expense Reimbursement Paragraph A2 to exclude the agent from rally expense reimbursement.** The agent to the Commonwealth may concurrently serve as another officer whose rally expenses are reimbursed. If the agent is acting only in the capacity of agent, reimbursement would not be appropriate.

Standing Rule #1 Paragraph A2 (current): "Fees for regional and national rallies may be reimbursed to Board Members, Express Newsletter Editor, Membership Director, Merchandise Director and, for the National Rally only, the Registrar for that rally."

Restate as "Fees for regional and national rallies may be reimbursed to Board Members (except for Agent to the Commonwealth of Virginia), Express Newsletter Editor,



Executive Vice President's Report, cont.

Membership Director, Merchandise Director and, for the National Rally only, the Registrar for that rally."

In addition to the changes necessary to bring the governing documents into compliance with Virginia requirements, the following changes were recommended or adopted by the board to implement the February 2008 recommendations of the audit committee:

6. **Amend bylaws Article V Paragraph A to add vice treasurer as an officer.**

Bylaws Article V Paragraph A (current): "The Officers of DOAI shall be the President, Executive Vice President, Treasurer, Secretary, National Rally Master, Immediate Past President, and Vice President of Development."

Restate as "The Officers of DOAI shall be the President, Executive Vice President, Treasurer, Vice Treasurer, Secretary, National Rally Master, Immediate Past President, and Vice President of Development."

7. **Amend bylaws Article V to add Paragraph 9 to define the duties of vice treasurer.** Article V defines duties of specific officers. The last paragraph is currently number 8.

Add paragraph 9 – "The Vice Treasurer shall participate with the Treasurer in meetings and report preparation and fill in for the Treasurer when needed. Documents (includ-

ing checks) signed by the Vice Treasurer shall have the full authority as those signed by the Treasurer."

8. **Establish a standing audit committee in response to the February 2008 recommendation of the audit committee.** The last standing rule is currently number 12.

Add Standing Rule #13 - Audit Committee

The President and the Board of Directors shall appoint a Standing Audit Committee. It shall consist of three members who are not members of the Board of Directors. They shall each serve 3-year terms, one member rotating off the committee each year. Their function shall be to audit the expense and income records to assure accurate reporting and to make any other recommendations they deem fit concerning the reporting and management of finances. They shall conduct audits at least yearly and report to the Board of Directors.

Since the IRS reporting responsibility was removed from the secretary's duties (Recommendation 3), it must be added to the treasurer's responsibilities as follows:

9. **Amend bylaws Article V Paragraph C4 to indicate the treasurer is responsible for filings with the IRS.** Bylaws Article V Paragraph C4 details the responsibilities of the treasurer; the last paragraph is currently C4c.

Add paragraph d – "The Treasurer shall submit all filings required by the IRS." 華

Region Reports

North Central Region by Charlie Richardson

The Heartland Discoverys from the north central region had a pre-rally in Renfro Valley, Kentucky. We attended several great shows and had some wonderful food. A total of eight coaches attended. Afterward, we all left to go to the southeast region rally in Tennessee. Once there, we were welcomed by the Blue Ridge Discoverys members. They did an outstanding job on entertaining and feeding us. We went to the Bush Bean factory for a tour. Unfortunately, Duke was not there; he was in Florida for a photo shoot. Anyway, the tour was still great. Some attended a golf outing that I was told was really nice. Attending the *Country Tonight* show was, in my opinion, top-notch entertainment. The Blue Ridge group provided several vendors and seminars for us. If you missed this rally, you missed a great time.



I hope to see many of you at our next rally in Pueblo, Colorado, next September. Look for all the details in this issue.

Elections are coming up and we still need volunteers. If you are interested in serving in any position, please contact me at cer_ejr@yahoo.com or call 573.429.4884. 華

South Central Region by Joe Stewart

Justine and I are finally at our summer job as campground hosts at Detroit Lake, Oregon. If any of you are nearby, please stop and say hello. In June, we go to Cascadia State Park, east of Sweet Home. We'll be there until the rally in Pueblo.



We're getting close to election time and I've asked the chapter presidents of this region to canvass their membership for volunteers to run for office or to make nominations. Thus far, I have several to present to the nominating committee when we meet.

We are still seeing Ds as we travel. Those we can talk to personally, we do; if we pass on the road, I try to contact them on the CB, however, haven't been too successful.

See y'all in Pueblo. Have a great summer! 華

Southwest Region by John Bujnovsky

Shirley and I attended The Rally (Good Sam) in Albuquerque, New Mexico. We had a great trip and traveled with some old friends from Arizona. We also have

Continued on page 11...

Rally Opportunities

Jump in and meet new friends and see new places via the chapter lifestyle. Other Discovery owners are waiting to welcome you! **Chapters: Are your rallies listed? If not, please send information to the editor (doaiexpress@discoveryowners.com).**

June 2009 –

10-14 Blue Ridge Discoverys, White Sulphur Springs WV

July 2009 –

2-5 Quad State LATO, Sallisaw OK

6-10 Texas Disco Road Runners, Rivera TX

August 2009 –

5-9 Mason-Dixon Discoverys, Harriman TN

19-23 Heartland Discoverys, Richmond IN

19-26 Florida Disco Rolling Gators, Grandfather Mtn NC

September 2009 –

4-7 Desert Rats, Temecula CA

18-23 DOAI National Rally, Pueblo CO

October 2009 –

1-4 Dixie Travelers, Nashville TN

1-4 Midwest Discoverers, Milford MI

2-4 Desert Rats, Big Bear Lake CA

21-25 Blue Ridge Discoverys, Dillard GA

23-27 Florida Disco Rolling Gators, Sorrento FL

27-11/1 Texas Disco Road Runners, Murchison TX

November 2009 –

5-8 Quad State LATO, Texarkana AR

19-21 Discovery Texans, Kerrville TX

December 2009 –

30-1/2 Florida Disco Rolling Gators, Seffner FL

January 2010 –

31-2/5 Southeast Region Rally, Seffner FL

May 2010 –

1-7 Florida Disco Rolling Gators, Grassy Key FL

Looking Toward the Future –

2010 DOAI National Rally, Southeast Region

2011 DOAI National Rally, Northeast Region

2012 DOAI National Rally, South Central Region

2013 DOAI National Rally, Southwest Region

2014 DOAI National Rally, North Central Region

2015 DOAI National Rally, Northwest Region



JUST RELEASED
 A great new RV read!
www.queenmotorhome.com
 A novel by Patt Fero, Author
 Go to Web site for more information and to order!

Helpful RV Contact Information

Allison Transmission, GM Corp.	800.252.5283	Kwikke Products	800.736.9961
Atwood Mobile Products	574.264.2131	Magnadyne	800.638.3600
Caterpillar RV Engine Support	877.777.3126	Michelin North America	800.847.3435
Carefree of Colorado	800.621.2617	Norcold, Inc.	800.543.1219
Carriage Carpets (Shaw Flooring)	877.706.3054	Onan	800.888.6626
CCI Controls	800.521.5228	Power Gear	800.334.4712
Cummins, Inc.	800.343.7357	Riverpark	800.442.7717
Denso (call Fleetwood)	800.322.8216	RV Dump Locations	www.rvdumps.com
Dometic Corporation	800.544.4881	RVP (Coleman)	316.832.4357
Fantastic Vent	800.521.0298	RVP (Suburban)	423.775.2131
Fleetwood RV	800.322.8216	Splendide	800.356.0766
Freightliner Chassis Corp	800.385.4357	Thetford Corp.	800.521.3032
General Electric	www.geappliances.com/geac/	Trojan Battery Company	www.trojanbattery.com
Goodyear Tire & Rubber	800.321.2136	Velvac	800.783.8871
Intellitec	800.251.2408	Winegard	800.288.8094
Kidde Safety Products	800.880.6788	Xantrex Technology	800.670.0707

DOAI Board of Directors

President

Marshall Godwin, 8071 Windsor Dr, King George VA 22485-5210; 540.663.3725; 540.379.6767; marshall@megodwin.com

Executive Vice President

John Baker, 8419 Clover Leaf Dr, Rosenberg TX 77469-4867; 281.341.7177; 281.814.0004; bakerjohn@swbell.net

Vice President of Development

Phil Yovino, 214 Fairfield St, Shoreacres TX 77571-7155; 281.867.1809; 713.203.3114; pdvo@sbcglobal.net

Secretary

Elsie Sikes, 240 Star Ln, Pipe Creek TX 78063-5147; 830.535.6532; 979.229.4588; sikesel@gmail.com

Treasurer Pro Tem

Pete Palasota, 8106 Knottingham Dr, Waco TX 76712-3406; 254.772.3791; 254.722.2653; petenmarthapal@aol.com

National Rally Master

Dick Snyder, 411 Alexander Dr, Seymour IN 47274-8633; 812.522.4535; 812.521.0137; rdsnyder4@gmail.com

Past President

Phil Yovino, 214 Fairfield St, Shoreacres TX 77571-7155; 281.867.1809; 713.203.3114; pdvo@sbcglobal.net

Region Vice Presidents:

North Central (IL, IN, IA, KS, MI, MN, MO, NE, ND, SD, WI, MB, NU, ON)
Charlie Richardson, 3219 County Road 461, Poplar Bluff MO 63901-6126; 573.785.8703; 573.429.4884; cer_ejr@yahoo.com

Northeast (CT, ME, MA, NH, NJ, NY, OH, PA, RI, VT, NB, NL, NS, PE, QC)
Steve Masterson, 3590 Round Bottom Rd PMB 272580, Cincinnati OH 45244-3026; 518.526.0054; masterson100@yahoo.com

Northwest (AK, CO, ID, MT, OR, UT, WA, WY, AB, BC, NT, SK, YT)
Bob Soltwedel, 4736 Harwich St, Boulder CO 80301-4217; 303.530.0775; 303.513.8548; bob.soltwedel@gmail.com

South Central (AR, LA, OK, TX)
Joe Stewart, PO Box 9100-176, Bandera TX 78003; 830.535.6633; 830.460.0683; retafwx@aol.com

Southeast (AL, DE, FL, GA, KY, MD, MS, NC, SC, TN, VA, WV)
Frank Cason, 1917 Stone Dam Rd, Chuckey TN 37641-4876; 423.639.4079; 423.552.5257; cason.frank@gmail.com

Southwest (AZ, CA, HI, NV, NM)
John Bujnovsky, 8129 Bay Colony St, Las Vegas NV 89131-6707; 702.360.9718; 702.528.2877; johnshirley1@embarqmail.com

DOAI Chapters and Presidents

Arizona Discovery Owners (AZ)

Wanda May, 5545 N 83rd Ave, Glendale AZ 85303-5001; 602.872.1306; may4774301@aol.com

Blue Ridge Discoverys (GA, NC, SC, TN)

Frank Cason, 1917 Stone Dam Rd, Chuckey TN 37641-4876; 423.639.4079; 423.552.5257; cason.frank@gmail.com

California Goodtimers (CA)

John Bujnovsky, 8129 Bay Colony St, Las Vegas NV 89131-6708; 702.360.9718; 702.528.2877; johnshirley1@embarqmail.com

Desert Rats (NV)

John Bujnovsky, 8129 Bay Colony St, Las Vegas NV 89131-6707; 702.360.9718; 702.528.2877; johnshirley1@embarqmail.com

Discovery Pioneers (CO, KS, NE, NM, UT, WY)

Chuck Brock, PO Box 578, Pequot Lakes MN 56472-0578; 218.330.4632; bass640770@aol.com

Discovery Texans (TX)

John Baker, 8419 Clover Leaf Dr, Richmond TX 77469-4867; 281.341.7177; bakerjohn@swbell.net

Dixie Travelers (AL, MS, GA, FL)

Ted Misenheimer, 5160 Rockford Ln, Stockbridge GA 30281-5239; 770.507.1615; 770.827.4601; tedm66@bellsouth.net

Florida Discovery Rolling Gators (FL)

Bill Katterhenry, 10319 Waterbird Way, Bradenton FL 34209-3029; 865.408.9103; 941.504.1662; w.katterhenry@hotmail.com

Heartland Discoverys (IL, IN, IA, KS, MI, MN, MO, NE, ND, SD, WI)

Bobby Simpson, 129 Ivy Ct, New Tazewell TN 37825-5399; 423.626.8038; 765.860.3591; simv36@aol.com

Louisiana Mudbugs (LA)

Anthony Verdin, 2100 Suwannee Dr, Marrero LA 70072-4822; 504.341.7673; 504.416.5348; anverdin@aol.com

Mason-Dixon Discoverys (DE, MD, NJ, NC, PA, VA, WV)

John Ricciardi, 477 The Gardens Dr, Crossville TN 38555-0301; 252.619.7198; jonal135@yahoo.com

Midwest Discoverers (IN, KY, OH, PA)

Peg Lavoie, 1423 US 127, Bryan OH 43506-9644; 419.636.4602; 419.633.4850; peg@lavoies.com

Nor'easters (CT, ME, MA, NH, NJ, NY, OH, PA, RI, VT, NB, NL, QC, ON)

Dorie Baker, Cypress Woods RV Resort Lot B-99, 5551 Luckett Rd, Fort Myers FL 33905-5509; 717.487.8879; dorieann@aol.com

Northwest Adventurers (AK, ID, OR, MT, WA, AB, BC, NT, SK, YT)

Gilbert (Wally) Wallington, 1729 S Fairway Dr, Pocatello ID 83201-2311; 208.237.4655; gwallington@juno.com

Quad State LATO (AR, LA, OK, TX)

Gene Sawyer, 442 AN County Rd 325, Frankston TX 75763-6462; 903.520.1253; gene@fesawyer.com

Texas Disco Road Runners (TX)

Jay Keneson, 404 Cypress Springs Dr, Spring Branch TX 78070-4640; 830.885.6043; 210.827.1855; jayk@gvtc.com

DOAI Committee Chairmen

Webmaster

Bob Cook, 876 Higgins Ave, Deltona FL 32738-7971; 386.860.8274; webmaster@discoveryowners.com

Assistant Webmaster

Toni Calzone, 118 Monroe Dr, Apt 404, Rockville MD 28050-2549; 301.424.3118; 240.422.9189; antonia.calzone@verizon.net

Merchandise Director

Dick Tracy, 6 Cambridge Ct, Fleetwood PA 19522-1018; 610.944.9675; 610.207.2016; dtracy@ptd.net

Vice Treasurer

Pete Palasota, 8106 Knottingham Dr, Waco TX 76712-3406; 254.772.3791; 254.722.2653; petenmarthapal@aol.com

Region Reports, continued

friends in Albuquerque and met up with a former neighbor from 30 years ago. The first two days of the rally were snowy and cold, but it was nice after that.

Attention former California Goodtimers and California DOAI members: please contact me at johnshirley1@embarqmail.com or 702.360.9718 (home), 702.528.2877 (cell) to discuss reviving the California Goodtimers or starting new chapters. All of you should have received an email or snail mail from me, and I would love to have the opportunity to discuss chapters in your beautiful state.



VP John

The president of the Arizona Discovery Owners and I have talked about attending each others' rallies. It would be nice to get to know others in the region.

Shirley and I will be attending the Fleetwood rally in Gillette, Wyoming, in June so if anyone from this part of the country would like to hook up with us, please email me so we can discuss it. We wish you all safe travels. 🌟

Southeast Region by Frank Cason

In April, 87 Discoverys made their first appearance in the Great Smoky mountains for the southeast region rally. I believe I am correct in saying that this region's rally has never been held outside the state of Florida. From the moment of arrival on Sunday and Monday, to their departure, everyone was well pleased with the new rally location.



VP Frank

River Plantation RV Park was a great park for us to gather, with some of the finest food any person could drool over. We had three nights of fun entertainment and many useful seminars. All in all, just another great DOAI week. My hat is off to the Blue Ridge Discoverys for hosting this event. It was their first major rally and boy, did they put on a show.

The 2010 southeast region rally will be in Seffner, Florida, January 31-February 5. The DOAI board has approved the concept for a different type of rally, called **CAMP DISCOVERY**. It will be four days of instructions on every aspect of the Discovery. A lot of effort is being expended to make this a worthwhile event. There is so much we can all learn about our Discoverys. The Mason-Dixons will host the rally, with **John Ricciardi** serving as the rally master. Mark your calendar and make plans to attend another different southeast region rally. 🌟



Blue Ridge Discoverys members at the southeast region rally in Tennessee.

Southeast Region Rally Photo Album, Part Two



Preparing rally materials



Everyone loves a good fire and visiting.



And DOAI'ers love to visit...



...and visit...



...and visit...



...and visit some more. In fact...



...it's a way friendships are made.



So keep on a'visitin', folks.



That's the Spirit of Friendship!

Condensed Board of Directors Meeting Minutes

Meting location/date/time: Sevierville, Tennessee, April 25, 2009, 3:34 p.m.

Board members present: Marshall Godwin, president; Phil Yovino, vice president of development/past president; Frank Cason, southeast region vice president; Charlie Richardson, north central region vice president. No quorum, therefore presented proposals will be submitted to all board members via email for vote.

Guests present: Pete Palasota, vice treasurer; Portia Williams, membership director; Buddy Reynolds, audit committee member.

Secretary's Report: Board meeting minutes from September 12, 2008, read by Portia Williams, and accepted by the board.

Treasurer's Report: Pete Palasota gave the financial report: Net assets of \$44,454 as of January 31, 2009. Treasurer's report accepted.

National Rally 2009 Report: Portia Williams reported plans are on track for the 2009 national rally. Discussion held regarding total number of sites available and number with full hookups.

Membership Report: Portia Williams stated membership as of March 31, 2009, at same level as one year ago, but has declined from last year's high. The number of new members sponsored by dealers has decreased, while the number of new members purchasing previously-owned Discoverys has increased.

Audit Report: Buddy Reynolds presented audit committee report. After discussion, audit report accepted.

Unfinished Business:

1. Rally handbook still in progress
2. Treasurer's procedures: Pete Palasota recommended continued use of one bank.

New Business:

1. BYLAW AND STANDING RULE CHANGES: [See complete report in Spring 2009 and John Baker's report in this issue, page 7, which constitutes a motion.] Changes will be presented for vote at general business meeting at national rally in September. Motion carried.
2. SOUTHEAST RALLY: Frank Cason reported on southeast region rally, January 31-February 5, 2010. *CAMP DISCOVERY* will be a five-night /four-day rally focused on technical and non-technical training sessions. Material covered will include most D systems and equipment, as well as general RV lifestyle seminars. Motion to approve the concept and budget for *CAMP DISCOVERY*. Motion carried.
3. 2010 BUDGET: Marshall Godwin discussed DOAI budget and projected shortfall due to lack of corporate grants. After discussing options, motion to approve printed copies of *Discovery Express* in black and white only; encourage members to use the electronic option; reduce number of copies sent to non-members. Motion carried.

Board agreed to review impact of these changes at its next meeting, to see if other measures are needed. Meeting adjourned 5:05 p.m.

RV Links by Toni Calzone

Are you interested in heating ducting and propane BTUs available depending upon temperature? What follows is the introduction to an in-depth discussion (with illustrations) of "The 4 Always" – things to keep in mind when dealing with your RV's heating system. You can download and save the two-page article from Atwood's Web site:

<http://www.atwoodmobile.com/media/3789/fourways.pdf>. This introduction has been reprinted with permission of Atwood Mobile Products, Elkhart, Indiana.

The 4 Always

Remember that you are working on a heating system and not just a furnace. A majority of furnace problems lie outside of the product itself. Therefore, when trouble-shooting a furnace problem, always check the following items before testing or replacing components.

#1 - Gas Pressure

The gas pressure should be set at a minimum of 11" W.C. with a minimum of 50 percent and ideally 100 percent of the gas-fired appliances operating. You should test this pressure with a U-tube manometer only. If you choose to use a dial-type manometer, calibrate it often with a U-tube manometer.

#2 - Voltage

Voltage to the furnace should be between 10.5 and 13.5 VDC during operation with the interior lights ON and OFF. This check should be made with the battery, converter or generator

when applicable. Use a digital or analog multimeter when taking voltage readings. Do not use a test light. It does not provide enough useful information for proper diagnosis.

#3 - Ducting

Always make sure that the furnace has at least the minimum number of ducts (not including closeable outlets) called out in the installation instructions. Check for proper duct connections at the furnace and heat registers, collapsed ducts and holes in the ducting. The duct runs must be as straight and tight as possible. The heat ducts must also be clean and clear of obstructions.

#4 - Return Air

The return air passage should meet the minimum square inches as specified for the particular model of furnace in the installation instructions. This air passage should also be clean and clear of obstructions. Do not put air filters in this passageway. Also make sure that combustibles are not stored in the furnace compartment.



Asst. Webmaster Toni

You can find an interesting article on how RV fires (including refrigerator fires) are investigated and settlements are reached at <http://cjbfire.com/RVRef-Fires.pdf>

Fleetwood Technical Information

Fresh Water System by Neil Buschur

Today we are going to give you some information about the fresh water system in your motor home, along with a little advice to keep the system safe and trouble free.

The plumbing systems are constructed of durable thermoplastic materials. Holding tanks and piping connections are durable, lightweight, and corrosion resistant; this system is built to last many years.

Fresh potable water is available from either on board storage or "city water" hookup.

Hooking Up

The proper way to hook up the city water to your coach is to hook up one end of the potable water hose to the RV park or city water supply, and run the water for a few seconds to clear the line. Turn the water off and then attach the other end of the potable water hose to your city water connection. Turn on the water and run each of the faucets in you motor home to clear the lines.

Since water pressures vary at different campgrounds, we recommend you install an inline pressure regulator. This will protect your motor home water system from excessively high water pressure. Have a hose that is designated only for fresh potable water. When not in use, drain the hose and store it in a clean sanitary area of your motor home so it does not become contaminated.

Filling

When filling the fresh water tank, it is important to monitor the filling continuously. The tank can be filled two ways – one by using the gravity fill, and the other by using the city water fill and turning the bypass valve to the water tank fill position. When filling using this method, open the external gravity fill (remove the cap); this could help protect against damage to the fresh water tank and floor of the motor home in the event the tank is overfilled. After filling, turn the bypass valve to the normal position and reinstall the external gravity fill cap.

After Filling

Avoid leaving water in any of the tanks when the motor home is not in use, or when traveling. Water left in the tank when traveling will reduce the carrying capacity of the motor home and could provide an unstable load.

The onboard fresh water system is pressurized by a self priming, 12 volt DC pump. The pump is protected by a fuse located in the 12 volt fuse block located near the 120 volt breaker panel inside your motor home. It is a good idea to turn the water pump off while traveling; road vibration could cause a faucet to open.

Routine Maintenance

Dirt, mineral scale, and organic matter are filtered out of the fresh water system by an inline water filter located on the inlet

side of the water pump. To clean the filter: loosen the clamp at the inlet of the filter and remove the water line. Then unscrew the filter from the water pump and turn each end of the filter and pull apart. You can then flush out and clean the screen.

Reverse the procedure to reinstall. Operate the pump and check for leaks. In addition to the filter on the water pump, most Fleetwood motor homes also have one of two other water filters; either a whole house filter system, or a drinking water/icemaker filter. Both of these systems filters have a recommended change interval of every three months.



Owner Relations Rep Neil

Problems and Solutions

Problems with the fresh water system usually stem from road vibration, campground water pressure, restricted or clogged filters, and poor battery maintenance. One of the more common problems comes from improper winterization. Freezing damage is usually extensive and may include a burst water tank, split piping, and a damaged water pump, toilet or water heater. If you experience this type of damage, repairs can best be made by an authorized Fleetwood dealer. To prevent freezing damage, winterization procedures can be found in the storage section of your Fleetwood owners manual.

Check all plumbing for leaks once a year. If you hear the water pump running when there is not a faucet turned on, suspect a leak somewhere in the fresh water system.

For your safety, the shower faucet is equipped with a vacuum breaker device. This device is designed to prevent backflow of water into the fresh water system. This reduces the possibility of contaminating the fresh water system.

Sanitizing the System

Sanitizing the fresh water system is a good idea whenever the system may have become contaminated, has not been used for a period of time, or before long periods of storage. This will discourage the growth of bacteria and other organisms that could contaminate the fresh water system. The procedure for sanitizing the fresh water system can be found in the plumbing section of your Fleetwood owner's manual.

We hope these bits of information will help you understand the fresh water system and the preventive maintenance needed. In a future article we will discuss the black and gray plumbing systems and give some advice in this area.



Chapter Reports

Blue Ridge Discoverys by Frank Cason

The Blue Ridge Discoverys hosted their first major rally in April at River Plantation RV Park, Sevierville, Tennessee. The members who worked the rally did an outstanding job. Thanks to all of you. We had a great time and for those in the chapter who did not attend, believe me when I say, you missed a great rally. We had 34 Blue Ridge member coaches at the rally; what a showing from the chapter. We increased our membership by four, making 60 member coaches.



Prez Frank

Our June rally hosts, **Glenn and Gail Camp**, have sent out numerous emails reminding chapter members to attend the rally in White Sulphur Springs, West Virginia. We have 35 spaces on hold, so get those registrations in now to Glenn. It is shaping up to be another great Blue Ridge Discoverys rally.

The hosts for the Dillard, Georgia, rally in October are putting their plans together (see page 9). We have 25 spaces on hold; these spaces will fill up fast since it is in the fall of the year. The registration will be out shortly. Our hosts for this event will be: **Warren and Marion McGill, Art and Ginny McPhee, Ed and Libba Gruba, and Fred and Sharon Barnabei.**

We have a rolling rally planned for the national rally this year. Plans are to leave on July 31 and do a lot of sightseeing and touring between Tennessee and Colorado. If your plans can handle a trip of this length, let me know. We currently have 11 coaches signed up for this trip. See you at the next rally. 華

Desert Rats by John Bujnovsky

We welcome two new members to the Desert Rats: **Steven and Rochelle Aizenberg**, and **Bill and Carolyn Arquette**. That brings our total membership to 11.



Prez John

During our board meeting in January, we set up four rallies for 2009. We also had a “drop of the hat” rally in February in the Palm Spring area. Because it wasn’t advertised in time, we only had two coaches. It rained cats and dogs for a couple of days, but we enjoyed it anyway.

Our April rally was at Terrible’s Lakeside in Pahrump, Nevada. We had three coaches and that is when we picked up our new members, the Arquettes. We visited the Pahrump Winery and also had a dinner at their gourmet restaurant. We had one communal breakfast, barbecued every night and played a game called Washers.

Our late May rally in Anaheim Hills, California, will be reported on in the next newsletter.

Our remaining rallies for the year are noted on the rally

schedule (page 9). We look forward to these rallies to keep all of us abreast of other activities and welcome all DOAI members who may be in the area for future rallies. 華

Dixie Travelers by Peggy Meisenheimer

We held our spring rally while at the southeast region rally in Sevierville, Tennessee. Attending were **Ted and Peggy Misenheimer, Manuel and Jean Salter, Bill and Jean McLeod, Bert and Joan Belcher, Larry and Mary Ellen Hornsby, and Joe and Marlene Parker.** Due to illness, **Kenneth and Alice Stanley, and Bobby and Faye Williams** were unable to attend. Our prayers go out to them for speedy recoveries.



Prez Ted

Our fall rally will be in October (see rally schedule on page 9). Hosts are Joyce and Robert Johnson, Hilda and Roy Moore, and **Joe and Marlene Parker.** We are looking forward to having a great rally. 華

Heartland Discoverys by Bobby Simpson

The Heartlanders started the year off with singing and eating at Renfro Valley. **Wanda**, my beautiful wife, cooked biscuits and gravy, and ham and beans. Along with the down-home vittles, we had lots of down-home music. We will gather again in August at our rally-within-a-rally at Tom Raper (see page 9). Just contact a Heartlander or Raper for more information. We are looking forward to seeing everyone at our next rally.



Prez Bobby

We lost a longtime active member to illness, **Shirley Clarke.** Please keep her loving husband, **Steve**, and the rest of the Clarke family in your prayers 華

Louisiana Mudbugs by Jan McIlvaine

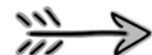
Morgan City was the site of our March rally and what a beautiful park it is. Its border is Lake Palourde, a very large inland lake that provided cool breezes throughout the weekend – a weekend of wonderful food and fellowship.



Prez Anthony

The highlight of our epicurean experience was a real true crawfish boil – crawfish right off the boats and were they huge. The boil was conducted by our presidential chief, chef **Anthony Verdin**, in full Cajun dress of the occasion. So much food and so good; everyone went home with another meal. All the chopping was a club affair and the whole boil was quite an experience, especially for us Yankees who were present.

Our late May rally in Natchitoches, Louisiana, will be reported on in the next newsletter.



Chapter Reports, continued

Quad State-LATO by Juanita Eddings

Quad State-LATO spent March 19-22 at Tyler State Park in Tyler, Texas. Since **Frank and Gene** live near Tyler, they had all kinds of ideas for places to eat and things to do. We ate barbeque, Mexican, seafood, and even had a picnic supper one night. The women took the Azalea Tour and ate lunch at a place that caters to the type of food and shopping that women enjoy. The men worked on Martin's coach and fixed the problem by installing new batteries.



Prez Gene

John and Gene took turns fixing breakfast for the group. While we had a great time, we were saddened to learn chapter members **Ernie and Janie Moreno** were dealing with some serious medical concerns that were affecting Ernie. We are sorry to report that Ernie passed away in April. Please keep Janie Moreno in your prayers.



Frank Sawyer with Sandy and Tom Fields

Frank and Gene visited **Tom and Sandy Fields** recently. They were a delight to see and Frank

took Tom his favorite, chocolate candy – well, anything chocolate is Tom's favorite. Another favorite of both of them is hearing from their many friends in DOAI. You can reach them both at thomfiel@earthlink.net, or Sandy at the home phone number, 830.632.9326. Tom and Sandy appreciate all of your prayers as they meet each new challenge of Tom's Parkinson's disease.

Mason-Dixon Discoverys by John Ricciardi

A great time was had by all at the Southeast region rally in Tennessee.

We have begun planning for the next southeast region rally which will be January 31-February 5, 2010, at Lazydays, Seffner, Florida. The location was chosen because of the type of rally this will be. The theme is **CAMP DISCOVERY**, and the seminars will be Discovery-specific. The materials will be about the appliances and other items found in the Discovery motor home.



Prez John

There will be a welcome dinner and a farewell dinner included in the rally fee, along with a few other evening social events. Each attending coach will be given a manual that will be used for notes during the seminars, and a CD that will coincide with the seminars showing the "how to" work. We hope that most of the seminars will be hands-on so we can see what everything looks like and how to troubleshoot it.

The cost for the camping and rally fee, including the materials, will be determined. We will have the registration form and more information on the DOAI Web site by July 1.

Congratulations to **Tony and Heidi Bohn** on the birth of their granddaughter, who couldn't wait for Tony and Heidi to get home from the rally for her entry to this world. I also welcome our newest members, **Jim and Jana Davis**, to the Mason-Dixons. Safe travels.



Mason-Dixons at rally

Texas Disco Road Runners by Jay Keneson

The Texas Disco Road Runners continue to travel and have some really outstanding rallies. In March we joined together in west Texas for a camp-out in Midland/Odessa. There we visited both of the Bush family homes and the presidential museum. The area is in what is termed the Permian Basin, the largest oil field in the lower 48. Additionally, we visited the very interesting west Texas Petroleum Museum, as well as the Commemorative Air Force Museum which contains many interesting old combat air craft.



Prez Jay

A group of eight coaches attended the southeast region rally in Tennessee. Everyone agreed that it was a most worthwhile rally.

In May we had a rally in Dublin, Texas, with 11 coaches attending. Those of you who are Dr Pepper drinkers would enjoy a trip to the only Dr Pepper plant that still utilizes the original contents, including the same sugar products. Everyone enjoyed the food, games and sightseeing in the area, as well as antique shopping.

Our next rally will be in July (see page 9) with trips to the King Ranch and museum, as well as fishing in the Gulf of Mexico. Please come and join us if you are in the area.

Midwest Discoverers by Peg Lavoie

Jerry and Noreta Call hosted seven coaches for our chapter's spring rally. The event began at their home in Butler, Indiana, with a fish fry and fellowship. The group then moved to Pokagan State Park near Angola, Indiana, for the rest of the rally. Even though the get-together started with some rain, the weather soon cleared and the attendees enjoyed sunny and warm days.



Prez Peg

Activities included a golf outing and visits to Shipshewana and the Auburn Cord Duesenberg Automobile Museum in Auburn, Indiana, and as usual for this group, lots of laughs and good food.

The members are keeping **Steve Clarke** in their thoughts and prayers on the passing of his wife, **Shirley**.

Plans are underway for the fall rally to be hosted by **Virgil Diver** (see page 9). More information will be sent out and listed on the DOAI Web site. This will also be the time that we will have elections for new officers for the group.

One Man's Life

Part One: A Chapter of Our Lives Has Closed by Pete Shaffer

I found it! I found it! The set of diodes I had installed several years ago so my brake lights would work was still there, barely. Those of you with the mature coaches (1996, 1997, and 1998) know what I mean. The Cyclops brake light would work, but not the left or right brake lights. The culprit was a puny original equipment diode Freightliner had installed. The fix was to replace this diode with one or two diodes in parallel to handle the load. This was a tough job, requiring the flexibility of Rubber Man and a extra arm to complete the job. Those of you who performed this job rejoiced as I did, and now I was viewing the remnants of those diodes. Why is this significant you ask?

It was April 6, 2009 – I was working in my basement, installing a new screen on a storm door that was damaged in the “Great Kentucky Ice Storm” that occurred this past January, when the driveway alarm sounded, announcing someone was coming for a visit. Sharon was in Lexington shopping and one quick glance at my Craftsman wall clock told me it couldn't be her. It was only 3:00 p.m., and the shopping malls don't close 'til 9 or 10 p.m.!

As I climbed up the basement stairs, expecting to see a salesman, I was met by a horn-blowing neighbor speeding up the gravel drive. He was waving wildly and pointing at something in my side yard. That's when I saw my beloved 1997 Fleetwood Discovery – *The BigD* – blazing away with flames shooting 20 feet in the air and thick black smoke streaming in the direction of the stiff winds of the day. My first reaction was shock, and my second was a string of four letter words: “Fire, fire, fire!”

As you look at the first picture, you will see what I first saw. Now I want you to think about my neighbor's next move since racing up my driveway blowing his horn. He ran to my 5/8-inch garden hose with the thought he was going to put that fire out! Look at the picture of the fire, now look at your thumb. Yes, your thumb. Your thumb is about the size of a standard garden hose. Now picture someone getting close enough to the blazing inferno to actually get a stream of water to hit that fire. Now picture two propane tanks, one 40 gallons and one 24 gallons, completely full, located just about where the worst of the fire was. Now think about 90 gallons of diesel fuel located in about the same location. All this ran through my

head at once.

I dialed 911 on my cell phone and was



BigD-less Pete

greeted with “911, what is your emergency and location?” I said, “My motor home is on fire,” and gave her my address. She said, “Is there anyone in this mobile home?” I said, “It's a **motor** home and no one is aboard.” She then asked, “Are you driving down the road?” I said, “No, it's parked near my home.” She said, “What? Is this a mobile home or what?” Running through my mind were all sorts of words to use, some nice and some not so nice, but I settled on, “RV, camper, motor home – it's on fire, send the fire department.”

Now, about half-way through all this conversation, I leaned down and grabbed the garden hose my well-intentioned neighbor was attempting to drag toward the roaring inferno. I couldn't really take the time to explain to him about the 64 gallons of highly flammable propane, since the nice lady on the other end of the 911 call was asking so many questions! He was pulling the hose, and I was holding on, attempting to keep him away. He screamed, “Let go! I have to put it out while you are talking on the phone.” I responded with a scream of my own, “Stay away!” and the nice 911 lady shouted, “You don't have to yell in my ear!” It was one of those days, let me tell you.

I hung up with the 911 lady and started to tell my hose-tugging neighbor about the propane, when one of the tires blew out from the intense heat. Now if you have never had the opportunity to experience a 110+psi tire blowing out,

you don't know what you are missing! The noise is loud enough and scary enough to make you think you need change your underwear, let me tell you. The explosion of the tire seemed to convince my neighbor he was in the wrong place at the wrong time and suddenly had “something he had to go do.”

If you think the tire blowing out was something, you should have seen the center propane tank when the intense heat caused it to vent! The sound was like a really loud Fourth of July bottle rocket screeching into the sky, but the flame was some-



Photo 1: Fire at time of dialing 911.



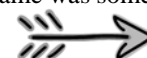
Photo 2: Ten minutes later



Photo 3: Thirteen minutes later



Photo 4: All over but the crying



One Man's Life, continued

thing else. If my neighbor had been standing there, squirting that pitiful stream of water on that blazing inferno, he would have lost his legs! It shot a flame about 22 feet across the yard, cooking the grass. Then there was the sound of breaking glass, and other explosions I could not identify. There was even one explosion that sent a 15-inch piece of flaming pipe toward the house 50 feet away. It landed on the sidewalk leading to the porch steps, still on fire! Hey, finally something my puny old garden hose could put out! According to the fire report, the fire department arrived exactly 13 minutes after the call was placed. They lied. It was more like 13 **hours** after I called. I know, because I stood there watching my coach go up in flames.

Looking at the black pile of what used to be my coach, I found part of the diode I had installed dangling from a burnt wire. I also found the really cool pushbutton lock I had installed on the dish cabinets to keep the CorelleWare™ from hitting the floor when I drove over a driveway entrance. Also a ball bearing slide I used in the under-sofa drawer project I built (Fall 2006, page 11). But there was no trace of the King Dome, or the rearview camera. And puddles of aluminum were everywhere. Even the kitchen sink was looking weird. The porcelain coating had melted and had run down the sink drain hole before solidifying into a blob.



The BigD in happier times

The good news is no one was hurt, and the thick black smoke missed our house. I'm working with the insurance for the motor home cost and the contents lost. The insurance company wants to know where the keys are. I asked, "What for? There aren't any locks left!" "What caused the fire?"

All I know is there was a violent lightning and thunder storm about six hours before I saw the flames. In my mind, the cause could be a lightning strike, or an electrical short, or a

combination of lightning strikes causing a lingering electrical problem. Other than seeing fire coming from the center of the coach, right about where the circuit breaker box and power transfer switch were located, I don't have a clue. Then there were the silly questions they asked. "Were you carrying a flammable liquid when you saw the fire? What color was the smoke? Does your RV have running boards? Did the RV have rear windshield wipers?" I think I stumped him when I told him that not only did it not have rear windshield wipers, it didn't have a rear windshield!

The salvage company is supposed to be here April 13. We are trying to figure out how to get the 37-foot remains (with four out of the six tires blown out, burnt up and flattened, the leveling jacks in the down position with the jack return springs no longer functioning due to the intense heat, and a set of locked rear wheels) out of my driveway without damaging anything else.

After the fire, the hardest thing I had to do was tell my five-year-old granddaughter the news. She took one look at the blackened pile and asked, "Pop-pop, where am I going to sleep when we go camping?" It about broke my heart, let me tell you.

As my 93-year-old father is fond of saying, "Another chapter in my life has come to a close." I guess you could say, the BigD lives no longer. 華

Editor's Note: When Pete submitted this article, he wrote: "Although we had to curtail our participation in this group due to problems, I read the daily emails [on the Yahoo! Group] and dreamed of the day when we could get back into the swing of things. We were just getting to that point and had taken the coach out a few times last year. When the coach caught fire, she was fully loaded with our possessions in preparation for a ski trip." As sad as this article is, there is good news: he and Sharon weren't on the road when this happened, nor were they asleep in the rig.

In the next issue of this newsletter, Pete will tell of the lengths he had to go to, to get the remains of his beloved BigD removed. 華

Number, Please! by Nina Soltwedel

411: In a past issue there was a tip about using the toll-free information number – 800.373.3411. I haven't used it, so I was interested to read in *The Wall Street Journal* (11/2/08) that if one uses that number, one has to listen to two 10-second advertisements before getting all the needed information. This means the process can take about a minute and a half, depending on how much one knows about the listing at the beginning. On the plus side, however, this number will provide directory assistance for business, residential, and government listings.

Another no-charge option is Google's advertisement-free service: 800.466.4411. The downside is this service is for business listings only; however, the lack of ads means a faster connection – under a minute. I have used this service and found it to be excellent.

Google has an alert at the start of the call, noting that it is

being recorded. *The WSJ* reported that Google said calls are "stored along with the time stamp of the call, the number of previous calls, and the voice commands callers make to the service." This information can be deleted by following the instructions in the FAQ section of www.google.com/goog411.

511: In July 2000 the FCC designated "511" as the single traffic information telephone number to be made available to states and local jurisdictions across the country. Called America's Traveler Information Number, it is designed to share traffic information as well as how weather is impacting that traffic.

Not all states have implemented the program, and in some cases the program may cover a small portion of a state. As you travel and the weather begins to look iffy, try the "511" number. Check out <http://www.fhwa.dot.gov/trafficinfo/511.htm>. 華

Road Trip Recommendations

Avoid Vacation Disasters by National Motorists Association

Despite expensive fuel and economic uncertainty, millions of Americans are still hitting the road. While the following recommendations are not all RV-related, they have been developed to keep a vacation trip a vacation and not a family disaster story. And if you do take a road trip in a car, you may find these recommendations very helpful!

Take an Extra Key

Not many experiences are more frustrating than to be 300 miles from home and to lock yourself out of your car. New automobiles can be a real challenge to enter, even by pros, when they are locked. Placing or hiding a key somewhere on the exterior of the vehicle will turn a potential nightmare into a minor convenience.



chain are coolant hoses and the belts that convey power to alternators, water pumps, and other components external to the engine. If you see a vehicle dead alongside the road, there's a good chance a belt or hose failed. These, too, have improved dramatically, but they should be checked over periodically by the service facility you do business with.

Your GPS Isn't Infallible

Buy and carry a good road map. That new GPS may be addictive, but they are not foolproof in every situation. For instance, a bad accident stalls traffic for hours on a major highway and has you stranded in unfamiliar country. A good map may provide a feasible escape route. A good map will often provide an alternative to an official detour route that is much shorter and faster if you are in a standard passenger vehicle (official detour routes have to accommodate large trucks and buses).

Stay Alert Behind the Wheel

Traffic accidents common to vacation travel can often be traced to fatigue and being in unfamiliar travel environments. Stay fresh; trade off driving; take breaks and get some circulation going. If you're fresh and alert, unexpected events or situations will be less likely to cause confusion or dangerous reactions.

Pay Special Attention to that Trailer

If you are pulling a boat, camping, or utility trailer, it's a lot easier to maintain and repair the trailer at home than it is in the ditch of an Interstate highway carrying 70 mph traffic. Make sure the trailer lights are working before you load your car. (Bad ground wires are often the culprit when it comes to faulty trailer lights.) The hitch ball should be of the right size and firmly tightened, and safety chains should be present and accounted for, and capable of holding the weight of the loaded trailer. Dry or worn out trailer wheel bearings may hold the record for spoiling vacation trips. Make sure they are well greased and adjusted before you hit the road.

Be Smart about the Traffic Laws

Traffic laws and traffic signage are supposed to be uniform, but they aren't. Generally, if you use common sense, move with the flow of traffic, and stay patient, you will not run afoul of the law. It pays to be careful though because, according to the National Speedtrap Exchange www.speedtrap.org, there are over 50,000 speed traps in the United States. If you are ticketed, don't fight your battle on the roadside. If you truly feel exploited, you can challenge your ticket in court by yourself, with help from the National Motorists Association www.motorists.org or through an attorney. Just don't let it spoil your vacation!

Check Your Vehicle's Weakest Link

We mean belts and hoses. Modern automobiles are remarkably reliable and they will absorb a lot of neglect and abuse and still get you to your destination. The weakest links in the reliability

The National Motorists Association was established in 1982 to represent the interests and rights of North American motorists. It operates at the national level and through a system of state chapters. For more information about the NMA, call 608.849.6000, or email them at nma@motorists.org. This email address is being protected from spambots; you need Javascript enabled to view it, or visit the NMA Web site at www.motorists.org.

Geocaching

A 21st Century Global Community Game by Don and Bonnie Fink

Since the early part of the 20th century, amateur radio operators have been busy with their activities of communicating via radio with other like-minded people all around the world. They spend countless hours in front of their rigs, working to make the equipment operate at its peak efficiency.

For some, the activity has taken on a life of its own; ham operators keep logs, and spend hours making contact with folks in other countries. The content of the conversation isn't usually important. It's the contact with someone from a new country.

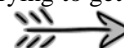
In recent years, another activity has emerged that isn't

related to amateur radio, but has a parallel in the same kind of persistent mentality. It's called "geocaching." Geocaching involves using your handheld GPS receiver to conduct a sort of treasure hunt. In its simplest form, people have hidden things (caches) all over the globe and other people go out and find them. Seems silly, right?

Well to some, maybe. To others, like the ham radio operator who's sitting in front of his HF rig at 3:00 a.m., trying to get his 100th country for his log, maybe not so much.



Don and Bonnie Fink



Geocaching, continued

Many people belong to groups like fire departments, search and rescue, scouting, or even church youth groups. Geocaching can be an activity for these groups that could be a valuable experience. Consider hiding caches around your area and reporting them on a geocaching Web site like www.geocaching.com. You could then assign these caches to your group to find, either as a group or collectively, and report back in any way you want. If you're teaching a class in GPS navigation, it could be an important way of leveraging your class time into homework that's not only fun, but extremely valuable in learning to use this equipment.



Sun Point is a Virtual Cache found at Glacier National Park, Montana. This cache doesn't have a treasure to find, unless you count the view. Photo by Bonnie Fink

Both activities have a basis in solid training. For the ham radio operator, it's about exercising his equipment and making it operate as efficiently as possible so when the day comes to provide communications in an emergency, he's ready. For the geocacher, at least one justification is that using the GPS to find these caches around the globe is great training for using the very piece of equipment that may save you on that simple three-hour day hike in the woods when you get disoriented and need to find your way out.

Geocaching is also a potential source of great family entertainment when traveling across the country. If you have children along who get bored, you can have them locate a cache and search for it along the way. It's a chance to interact with the family on a project that has a short span with immediate results, and get a chance to learn the use of a piece of equipment that could ultimately save your life.

Around the world, there are over 647,000 caches that are stored on the Web site, www.geocaching.com. So what's the first step?

The first thing to do is go to www.geocaching.com and just look things over. You can enter

the name of a location by Zip Code (US or Canadian seems to work) or address and see how many caches are in the area. For example, Swift Current, Saskatchewan, has 34 caches around the city, so if you're there for a couple of days, why not spend a little time finding a cache or two and seeing the sights?

Click on "Getting Started" on the left menu, and look over the instructions. The first step is to register for an account, which is free for the basic information. Next, click on "Hide and Seek a Cache" and look for a list of caches in your location. When you get the list up, there will probably be several caches listed. Click on one and you will see a description of the cache and an indication of its difficulty. Difficulty is measured in terms of how hard it is to get to the cache and how hard it is to find it. Some caches are extremely well hidden. Others are known as "virtual caches," where there really isn't a "cache" box. It's just a location you travel to, take a picture, and report your findings back on the Web site. Some

caches are literally drive-up caches where you barely need to get out of your car, and others are vigorous hikes in the backwoods to find the hidden treasure.

Whatever your interest, there's probably a cache that fits your needs in terms of easy access, challenging access, no trouble to find, and very difficult to locate. Among the different kinds of caches are the classic cache, where you'll locate a hidden container with items left by previous cachers, virtual caches where you simply find a location, then verify you've found it by complying with instructions at the caching Web site, and micro caches where there is a physical object, but it usually only contains a log to sign. In the case of all of these caches, there's an opportunity to return to the Web site that registered the location and mark your find.

So, what's the point? First and foremost, caching was originally and still is an outdoor game that has captured the attention of millions of people all over the globe. It's meant to

be fun, but what you make of it can be many different things. For many people, the prospect of playing a game of this kind may not have much appeal, but a possible outcome for occasionally hunting caches is the training and proficiency you will gain in using your GPS.



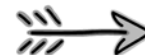
DeLorme is relatively new to the hardware business, but they've been creating great maps for many years. This Earth Mate PN-20 is a hand held GPS receiver that is worth investigating. Image courtesy of DeLorme

Many people carry GPS receivers when they hike, but fewer people really know how to use them. Four hours out on a day hike and confused over the location of your car may not be the time to learn how to use the backtrack feature on your GPS. With geocaching, you can learn all the functions of your receiver in a fun and controlled environment. From a training point of view, you can use geocaching to become proficient with the basic operation of the receiver, then move on to more advanced features, like downloading point of interest files, setting up and using routes, and backtrack features, to name a few. You might learn to use the UTM coordinate system. Instead of Lat/Longs, USGS topo maps are traditionally marked in UTM (Universal Transverse Mercator) coordinates. Learning to use them could be very handy when hiking in the woods.

Doing a quick search on www.geocaching.com for caches around Disney World in Orlando, Florida, revealed over 100 caches within the resort. Many of these are "virtual" caches, meaning that you travel to the location and take a picture. Now, if ever you need only one more reason to go to Disney World, here it is.



This Mini Cache is hidden in East Glacier, Montana. Rather than containing a "treasure," this cache houses only a log to sign and a pencil.



Geocaching, continued



This Garmin Ore-gon 400C GPS receiver is one of the top hand held models on the market today. It features a touch screen display with Topo maps available. Image courtesy Garmin

Another similar but just as important outcome from geocaching is training members of your family. If you have children, why not let them organize a caching project from determining the cache to be found to the actual navigation? This could be a great way to give them some very valuable training and have some fun at the same time.

While geocaching, be sure to get into the habit of marking the location of your vehicle before you travel into the woods. It seems a little silly when you're only going a few hundred yards, but that's exactly the time to learn to do it – when it's not important if you get it wrong. There's nothing worse than having a perfectly good GPS receiver and no place to go!

What kind of GPS receiver do you need? If you already have one, it's probably just fine. Many GPS receivers today have significant capabilities including the ability to display several different kinds of maps and different kinds of navigation screens, but fancy maps aren't really necessary for geocaching. The ability to see where you

need to go, and how far to get there is really all that's needed for this activity. The rest, whether it's a 3-D representation of a topo map, street map, or whatever, is very useful in many other situations, but not absolutely necessary for geocaching. If you're buying a new GPS, think about one that has as a minimum the ability to load in different maps. Unless you never leave your country, consider a receiver that can accept maps from other countries. Consider also that there's a difference in a GPS used in an automobile and a handheld receiver. In an automobile, you're interested in things like big display and voice commands, while a handheld "hiking" GPS is better if it has long battery life and a small overall size.

Whether you become an avid geocacher like so many thousands of people all over the globe, or whether you do it only occasionally to build proficiency for yourself, your family and friends, geocaching is an activity that warrants at least a casual interest for anyone who ventures out of doors, and uses GPS receivers for navigation. It doesn't take much time, it's a fun activity even if it's only occasionally, and it builds proficiency with an important piece of your outdoor gear. 🌿

Don and Bonnie Fink are retired air traffic controllers, have a deep interest in photography, are avid writers and RVers. They enjoy traveling about the country, taking pictures, and telling the story of the places they visit. We extend thanks for permission to reprint this informative article. 🌿

Computer Corner

Share Your Travels

Almost everybody takes digital pictures of their travels. Those pictures are precious and should be backed up. And, one of your backups should be online. There are numerous Web sites that offer free picture storage such as Flickr, Picasa and Kodak Gallery. Creating an account is free and easy. Then, you just upload your pictures. Most sites allow you to create folders so that you can group your pictures together by location or theme. Also, most sites allow you to set access to either public or private. **(Hint:** Make your travel photos public so you can share with other DOAI members.)

Perhaps you also have a "blog" site where you post your travel experiences. The word "blog" is short for "Web log." It is like a diary. The good news is that you really don't need any Web experience to create your blog and this is a great way for family and friends to follow your travels. You can also easily add photos to your blog. There are many sites where you can establish your blog for free, such as Wordpress, Blogger and LiveJournal. These sites make it really easy to establish your blog. You will be online in no time!

Now that you have your pictures and/or travelogue online, please share it with your fellow DOAI members. Just email the link to your pictures or travelogue to cookrd1@discoveryowners.com. View other members' links at www.discoveryowners.com/travelpics.asp. This is also a great way to get a photo of something that you may have missed!



Webmaster Bob

Tired Eyes Looking at the Computer Monitor

Do you sometimes find it hard to read the LCD screen on your computer? If you are using XP or Vista, you may want to try using a software technology developed by Microsoft called ClearType. To paraphrase a bit from MS's Web site:

ClearType is a software technology developed by Microsoft that improves the readability of text on existing LCD monitors. With ClearType font technology, the words on your computer screen look almost as sharp and clear as those printed on a piece of paper.

ClearType works by accessing the individual vertical color stripe elements in every pixel of an LCD screen. Before ClearType, the smallest level of detail that a computer could display was a single pixel, but with ClearType running on an LCD monitor, we can now display features of text as small as a fraction of a pixel in width. The extra resolution increases the sharpness of the tiny details in text display, making it much easier to read over long durations.

ClearType is enabled by default in Vista, but you can also "tune" it for better results. ClearType is not enabled by default in XP. However MS has made it easy for Vista and XP users



Classified Advertising

For classified and display advertising guidelines and rates, contact editor at doaiexpress@discoveryowners.com

Discoverys For Sale

2002 38P: Low miles, mint condition. Raymon Martin; 513.777.7507; fmartin@zoomtown.com \$81,500

2003 39L: 48,000m, new tires/ batteries; full tile throughout. Tom Fields; 830-632-9326; thomfiel@earthlink.net \$95,000

2004 39S: 18,000m, excellent condition, original owner. Paul Martin; 860.928.1425; crosscut93@sbcglobal.net \$110,000

2005 39S: 31,000m, garage kept. Jerry TeVrucht; 931.455.6345; 931.273.1117; jbtevrucht@gmail.com \$112,900

2007 39S: 7,600m, all upgrades, exc. cond. Sue Little, 208.863.5748; myumblesee04@hotmail.com \$174,900 OBO

2007 39V: 15,000m, no pets, non-smokers, immaculate. Lee Fairchild; 804.714.6934; leepamf@gmail.com \$135,000 MUST SELL

Other RV Items For Sale

Hub nut wrench: Don Cullins; 9025 Robinhood Cir, Westerville OH 43082; scdc432@sbcglobal.net \$14.95 + \$3 s/h

Hub nut tool: Frank Cason, 1917 Stone Dam Rd, Chuckey TN 37641; 423.552.5257; cason.frank@gmail.com \$10 + \$2.50 s/h

Passenger side rear window: 47⁵/₁₆" wide by 34³/₈" high; Paul Martin; 860.928.1425; crosscut93@sbcglobal.net \$400 + shpg

Rear wheel cover: 2001 D, 47³/₄" wide, 31³/₈" high. Robert Wilkins; 419.753.2502; nkvet@nktelco.net \$300 + shpg

Miller's Amazing Magic Table: Exc. cond., can be end table, foot stool, coffee table, etc.

Del Perry; delperry@gmail.com \$225 + shpg

Free RV Stuff

Loveseat: From 2000 37V, tan leather. **Del Perry;** delperry@gmail.com

Computer Corner, continued

to enable/disable or tune ClearType. Just go to www.microsoft.com/typography/ClearType/tuner/tune.aspx and allow the ActiveX control to be installed on your computer. Note that you must use Internet Explorer because most other browsers do not support ActiveX. Just choose which display looks best to you to tune ClearType.

Strong Passwords

Do you use strong passwords? How can a password be strong? A strong password is one that contains a mixture of letters and cases, numbers and symbols. This makes the password much harder to figure out if someone tries to hack your system.

What's an example of a strong password? n9Yz?b{50M would be a strong password. It doesn't relate to anything logical, it's not a re-spelling of your name, it doesn't use your house number, birth date, or Social Security number, and it contains upper and lower case letters plus odd numbers and symbols.

Read the interesting article about passwords on Microsoft's Web site and it will help you create strong passwords for greater security. Go to

www.microsoft.com/athome/security/privacy/password.msp

After reading the in-depth information and instructions, click on the gray box on the right that says "Check your password strength." You'll be taken to a second site (www.microsoft.com/athome/security/privacy/password_checker.msp) where you can type a variety of passwords and find out how strong (or weak) they may be. You might want to bookmark that page so you can go back occasionally and check on any new passwords you create. ❁

Stay 3 Nights for the Price of 2

at any of our Florida RV Resorts!

Choose from
any of our 29
Florida resorts!

Our resorts are located in Florida's best vacation destinations and feature resort-style amenities, on-site activities, planned events, and so much more.



Call 877.362.6736 or visit www.RVontheGo.com
today to make your reservations!

Equity *LifeStyle* Properties
www.EquityLifestyle.com



www.RVontheGo.com

Based on availability. Valid on standard RV sites only. Based on two persons per site. Reservations are required. Not valid during holidays and/or special events. Cannot be combined with any other offer. Some restrictions may apply. Stay of 30 days or less are subject to a \$3 per day resort fee. Offer expires June 30, 2009. Sales tax may apply. Please mention promo code DiscExp08 when making reservations.

DID YOU KNOW that each issue of *Discovery Express* is online at www.discoveryowners.com on the first day of each month of a new quarter? That's January 1, April 1, July 1, and October 1. Check it out! The DOAI Web site is loaded with good things for you and your Discovery.

Yahoo! Group Conversations

As a service to all DOAI members, the following conversations have been taken from DOAI's Yahoo! Group. They have been abridged for space considerations; you can read the full context at <http://groups.yahoo.com/group/discoveryownersassociation>. If you are not a member of the group, you can register at that site, choose a username and password, and then the moderator will approve your joining. Jump in! There are many helpful conversations waiting for you.



Water Flow at Kitchen Faucet

Jerry Ward: Since I purchased my D about two years ago, the flow out of the kitchen faucet has always been less than good. The faucet is a single-handle style that you pull out to use as a hand sprayer. The filter under the sink only goes to the refrigerator icemaker and the auxiliary spigot on the sink area. When

pressure is better, it also has a slightly better flow.

The shower, too, doesn't seem all that great, but that faucet has a large handheld head, so that may be more the problem for it. I haven't found any main filtration anywhere else on the D. So, is there anything that would hinder the flow that I should or could fix?

Bill Capers: We had the same situation. Looking at the problem, I noted there was sufficient flow from the lavatory, shower, and toilet, so the problem was strictly a sink problem.

Removing and cleaning the strainer had no effect, so I disconnected the hot and cold water supply lines, one at a time, and found there was no restriction in the water lines. This meant the problem was within the faucet itself.

I tried to use air pressure from a portable compressor to 'back blow' the hot and cold water sides of the faucet to no avail, as I could not force air through either side.

Deciding to see if I could find the problem, I removed the faucet from the sink and proceeded to disassemble the beast, only to find the passage between the valve and the wand had some kind of another valve in it. Removing the hose going to the wand, I found a spring-loaded back-flow preventer, and a flow restrictor/strainer. Carefully removing the plastic flow restrictor/strainer for examination revealed almost all of the passages were blocked with what appeared to be a white calcium-like substance.

After removal of these white particles, re-assembly of the faucet restored full flow of both the hot and cold water. I guess I could have simply removed the restrictor/strainer and reassembled the faucet, however, this could well lead to excessive use of a limited water supply when dry camping.

Before re-installation of the faucet, I flushed both the hot and cold water lines to ensure none of the offending particles remained in the lines to once again plug the faucet restrictor/strainer.

Our D has a gas/electric water heater, and I have noticed this same white substance from time to time when I back-flush the heater tank. I guess, in the future, I will back-flush the heater tank more often to lessen the chance of the faucet plugging again.

So, if you notice a reduced flow from one or more faucets in your RV, this could be the culprit.

Jerry: I think this will be the fix for me, as it describes my issue exactly. I had, in the past, cleaned the screen at the nozzle area, but it really didn't improve anything. Thanks for the assistance.

Paint Colors

Joe Brown: We have a neighbor who does restorations, and he has agreed to do a little touch-up on our 1999 D. He asked if we knew the paint manufacturer and code. We found the label inside the bedroom wardrobe that lists all the colors, but there were no codes nor manufacturer listed. Our D is primarily metallic lavender, but the spec sheet lists metallic lavender and metallic purple. I can't believe, aside from the white and the accent strips, that there are actually two different colors out there. Does anyone know who the paint manufacturer is, and the codes for metallic lavender and metallic purple?

Elsie Sikes: We have the same colors, and a while back we found them at Sherwin Williams. We had to go to a special store in Houston that carries auto paints.

Pauline Allen: Call Fleetwood with your VIN and they will tell you the paint codes and colors. And yes, you will likely find there are two colors, sometimes only slightly different. Be careful, though; in our case Fleetwood had the wrong details on file as well as listed inside the wardrobe door.

Fleetwood will likely confirm that the paint manufacturer was Sherwin Williams Automotive. If you can find a Sherwin Williams Automotive paint shop, you can check the colors Fleetwood will give you. Your old paint will have aged. Sherwin Williams will mix and spray a sample for you to compare. If necessary, they will make adjustments to match your aged D color. The paint itself is quite expensive; the paint reducer, and the Clearcoat, and its hardener are not.

Dick Tracy: I want to add air tabs to our 1999 36T and want to match them as closely as possible. I called Fleetwood and they will be emailing paint, electrical, and plumbing information to me in a couple of days. I also found out they didn't have us listed as the owners of the unit. I guess anyone buying a used Discovery must call in themselves. I thought the dealer did that back in 2005.

Editor's Note: Dick Tracy's comments emphasize this thought: If you have purchased a used Discovery, **don't assume** the dealer (or private seller) notified Fleetwood of your ownership. You might want to call Fleetwood and give them your VIN, etc. You never know when this will come in handy – for example, in case of a recall.



2009 National Rally
DISCOVERYS IN THE ROCKIES
 Arrive September 18 – Depart September 24, 2009
 Colorado State Fairgrounds, Pueblo, Colorado

REGISTRATION FORM

Please PRINT legibly or TYPE all information as you want it to appear on your name badge

Pilot's Last Name _____ First Name _____
 Co-Pilot's Last Name _____ First Name _____
 Street _____ City, State, ZIP+4 Code _____
 Home Phone _____ Cell Phone _____ Other _____
 Email _____
 Emergency Contact _____ Emergency Phone/s _____
 DOAI # _____ DOAI Region Affiliation _____
 Need handicap parking? Yes _____ No _____ First National Rally? Yes _____ No _____
 Are You? DOAI Officer/Chairman _____ Chapter Officer _____ Chapter _____
 Guest/s Name, City, State _____

REGISTRATION:

\$295.00 per coach with two adults (September 18 to 23) \$ _____
 \$240.00 per coach with one adult (September 18 to 23) \$ _____
 \$55.00 each additional person/child (September 18 to 23) × __ person/s = \$ _____
 \$15.00 early arrival Thursday, September 17 \$ _____
 \$20.00 DOAI membership (if not already a DOAI member) \$ _____

OPTIONAL TOURS AND GOLF:

Tour 1: Sat., Sept. 19 - U.S. Air Force Academy/Pikes Peak Cog Railway . . \$77.00 × __ person/s = \$ _____
Tour 2: Sun., Sept. 20 - Seven Falls/Garden of the Gods/Cliff Dwellings . . \$67.00 × __ person/s = \$ _____
Golf: Sun., Sept. 20 - Elmwood Golf Course \$52.00 × __ person/s = \$ _____

*NOTE: Include golf registration form with this form if you are going to participate in tournament.
 See form on page 21, Spring 2009 issue – also available online at www.discoveryowners.com*

MAKE CHECK PAYABLE TO: *Discovery Owners Assn., Inc.* **Check Enclosed/Total** \$ _____

MAIL CHECK AND REGISTRATION FORM TO:

Jan Kovach, Registrar, 2612 Lightning Way, Colorado Springs, CO 80920-1412
 Questions? Contact Jan at 719.440.4699 or jkkovach@aol.com

REGISTRATIONS MUST BE RECEIVED BY AUGUST 25, 2009

Full refund cancellation may be made up to August 25, 2009– **AFTER AUGUST 25 – NO REFUND**

→ → → COPY FORM FOR YOUR RECORDS ← ← ←

You will receive a confirmation of your registration via email



Portia Williams, Membership Director
P. O. Box 95
St. George, UT 84771-0095

ADDRESS SERVICE REQUESTED

ARE YOUR DUES DUE?
Please renew now!



Discovery Owners Association, Inc. Membership Application

Welcome to the premier non-profit organization for owners of Discovery® by Fleetwood® motor homes. DOAI is an organization intended to foster social opportunities and information exchange among all members.

Dues are \$20 for the first year (includes one-time \$4 administrative fee); \$16 for one-year renewal; \$45 (\$49 new members) for three years; \$75 (\$79 new members) for five years.

PLEASE...PAYABLE IN U.S. FUNDS ONLY!
Questions? Call 888.594.6818

Mail the form below with your check payable to *Discovery Owners Association, Inc.* to:

Portia Williams, Membership Director
P. O. Box 95
St. George, UT 84771-0095

You can join/renew online at www.discoveryowners.com

Last Name _____ First _____ Spouse/Partner Name _____

Address _____

City, State/Province, ZIP+4 Code/Postal Code _____

Home Telephone _____ Cell Telephone _____

Discovery Year and Model _____ Email Address _____

Who recommended DOAI membership to you? _____

Check enclosed for \$ _____ representing (*check one*): One year Three years Five years