



1997 Discovery

Discovery Express

Vol. 9, No. 2

DISCOVERY'S TENTH ANNIVERSARY YEAR

Spring 2007

In This Issue

Sun-N-Fun Photos	2
President's Message	3
Secretary's Report	4
Treasurer's Report	4
Membership Dir. Report	5
Welcome, New Members	5
Nat'l Rally Master's Report ..	6
Region Reports:	
Southeast Region	6
Southwest Region	6
Northeast Region	7
Chapter Reports:	
Arizona Discovery Owners ..	7
Discovery Texans	7
Northwest Adventurers	8
California Goodtimers	8
Louisiana Mudbugs	8
Discovery Pioneers	8
Blue Ridge Discoverys	8
Rally Opportunities	9
Helpful RV Contacts	9
DOAI Board	10
DOAI Chapters/Presidents ..	10
Chapter Logos	10
Computer Corner	11
eGroup Conversation, Part 2 ..	12
Nominating Report	15
Feeding the RVer	15
Fleetwood Tech Info	16
Red Hat Teas:	
2006 National Revisited ..	17
2007 Regional Visited ..	17
Thoughts & Prayers	18
Founders' Forum	18
Selling Your Rig	19
Helpful Hints	20
Membership Form	20
Items for Sale	21
2007 National Rally Form ..	22
National Rally Info	23
Sun-N-Fun Photos	23

We had a glamorous road trip. We upgraded from a tent to an RV.

Natasha Hensbridge
Actor and Model

Spring Has Sprung, The Grass Has Riz;

We Wonder Where the Flowers Is!

That's a silly poem some of us learned as a child. We don't wonder where the "flowers is" – we wonder where you are! We hope you are having a great time in your **Discovery**.

Don't miss these informative articles, and more, in this issue:

2007 National Rally

Members of the Arizona Discovery Owners Chapter are working hard to put on a great national rally next November. Check pages 22-23 for updates on events, and don't forget to register early! Visit the rally website at www.geocities.com/discoverysinthedesert



A Chapter is Born!

The Southeast Region rally gave birth to chapter number 14, *Blue Ridge Discoverys*. See Dick Smith's report on page 6 for more information, and page 8 for the chapter's first report. Frank Cason is the president of this new chapter.

2008 National Rally Location Change

Because 2008 will be the year DOAI turns ten years old, the board decided to make a change of region where the 2008 national will take place. The North Central Region will be host of the 2008 national rally, to take place in Indiana. *Back Home Again in Indiana* will be highlighted in more detail in future issues. See Jay Keneson's report on page 6.

Nominating Committee Working

Now is the time for all good people to come to the aid of DOAI. Interested in serving as an officer? Let a member of the nominating committee know about it. See article on page 15. Elections take place at the end of this year; the ballot will be in the Fall 2007 issue of *Discovery Express*.

Quarterly Publication of Discovery Owners Association, Inc.,
an organization by and for owners of Discovery by Fleetwood® RV Motor Homes.

DISCOVER THE VERY BEST LIFE HAS TO OFFER

DOAI Membership Sponsors

We extend thanks to these Fleetwood dealers who support DOAI by paying for a **year's membership** for each person who purchases a new or used **Discovery** motor home.

DeMontrond RV, Houston TX
800.392.1480 www.demontrondrv.com

Emerald Coast RV Center, Dothan AL
877.334.0417 www.emeraldcoastrv.com

Hayes RV Center, Longview TX
888.429.3778 www.hayesrv.com

K&C RV Centers LLC, Colorado Springs CO
888.792.5278 www.kcrv.com

K&C RV Centers LLC, Longmont CO
877.962.5278 www.kcrv.com

Lazydays RV SuperCenter, Seffner FL
888.500.5299 www.lazydays.com

McGaugh RV Center, Springdale AR
888.544.4401 www.mcgaughrv.com

RCD Sales Company Ltd., Hebron OH
877.512.0186 www.rcdsales.com

Reines RV Center, Manassas VA
800.785.4642 www.reinesrv.com

River City RV, Sherwood AR
800.696.2125 www.rivercityrvs.com

RV World, Yuma AZ
800.762.7448 www.rvworldyuma.com

Valley RV Center, McMinnville OR
800.422.5801 www.valleyrv.com

DOAI and Fleetwood dealers -



- sharing the spirit of friendship!

**If you would like to join this elite group,
please contact DOAI Membership Director Portia Williams at 888.594.6818**

2007 Sun-N-Fun Rally Photos



Sue Smith volunteered at the food table



Four happy people at the Welcome Party. That's Frank and Lucille Cason in the middle.



Welcome Party entertainers, Mountain Memories, had feet tapping



Ray Nuzzolo poured the wine while Pete Palasota and Phil Yovino had a good conversation

See pages 17 and 23 for more photos...

President's Message by Phil Yovino

Hello, Discovery Owners! We're off to a running start for 2007 with Hour Southeast region rally at Lazydays – what a wonderful way to start a new year! We had a super, sold-out rally. Rally master Dick Smith and crew put together a week of fun and fellowship that all enjoyed.

On the front page of our last *Discovery Express*, Nina said it well: **Class A-One Entertainment.** All who attended the rally enjoyed the three nights of super entertainment. The Mason-Dixon Discoverys chapter hosted and did a great job for the members.



© 2007 Discovery Owners Association, Inc.

Discovery Owners Association, Inc. is not responsible for opinions or facts presented by contributors in this newsletter.

This newsletter is a quarterly publication (Winter, Spring, Summer, Fall). Deadline for copy is November 20, February 20, May 20, and August 20. Members are encouraged to send in articles, tips, questions, and/or comments.

Material for the newsletter may be sent via e-mail or U.S. mail. Photos are welcome, and if sent via e-mail, should be in either .jpg or .bmp format. Photos sent by U.S. mail will be scanned and returned to contributors. *All submissions will be acknowledged.* If acknowledgment is not received within a reasonable time, please call the editor.

Newsletter Editor

Nina Lee Soltwedel
4736 Harwich St.
Boulder CO 80301-4217
888.786.2962
doaiexpress@
discoveryowners.com

Please contact DOAI membership director as soon as you change your address. Newsletters are costly to mail, and DOAI pays double when a newsletter is returned.

Membership Director

Portia Williams
P. O. Box 95
St. George UT 84771-0095
888.594.6818
doaimembership@
discoveryowners.com

DOAI Website

www.discoveryowners.com

DOAI eGroup

www.groups.yahoo.com

Elections This Year

Tom Fields, our executive vice president, will chair the nominating committee for the upcoming election of officers. This is without a doubt a very important time for all DOAI members. The members we elect to office will play a very important role in every aspect of our club. They must have a broad vision of the future for DOAI. You will be asked to recommend members who will fill the positions of region vice presidents and board members. Beginning with this election, each region will vote for the vice president from their region only; you know the members in your region and will be best qualified to make that choice. *The most important issue is to vote!* We need the majority of Discovery owners to take part in this election. Your vote will dictate the next two years of DOAI. If we all make a strong effort to fill the ballot with willing and qualified members, our club will continue to grow and prosper.



Chapters

Within our six regions we have 14 active chapters with a new one on the horizon. Frank Sawyer, member of the Discovery Texans chapter, is well on his way to charter our 15th chapter: Quad State Discovery Club. The chapter will cover northern Texas, Oklahoma, Arkansas, and northern Louisiana. This is an area that we needed to develop for those D owners there. Frank can be reached by phone (903.530.8907) or e-mail (frank@fesawyer.com) for information and a chapter application.

At the Southeast Region rally, our 14th chapter was begun: Blue Ridge Discoverys, with 29 member coaches! See Dick Smith's article (page 6) for more information.

While I'm on the chapter kick, let me plug our chapters for a minute. For those who don't belong to a chapter, stop and think about this a moment. Belonging to a chapter opens many doors for meeting new people with the same interests, sharing traveling experiences, coach modifications, recipes, and so much more. But most of all, the newfound friends – other Discovery owners to travel with and discover the many wonders of our great country. We have 14 chapters across the U.S. that hold some 55 chapter rallies a year that you can attend. All you need to do is call the chapter and tell them you're coming. The *Discovery Express* lists all the rallies (page 9) and who to call (page 10), and in some cases, you won't have to pay a rally fee: that means you're their guest for dinner. Can't beat that.

A picture's worth a thousand words, but nothing beats seeing it in person.



Chapter members participate in rally locations, meals, and entertainment or outings. You can be an officer of the chapter and boss the others around (just joking). Belonging to a chapter is a wonderful way to really enjoy your Discovery: planned trips, great food, and the friendly atmosphere of all the surroundings. Think about it: most chapters have only a \$10.00 a year dues. Can't beat that, either. As Nina Soltwedel says, "A Discovery and DOAI give you the biggest bang for your buck." Come join us and have some fun. ❖



Secretary's Report

Synopsis of 2006 Annual Business Meeting by Becky Godwin

The 2006 annual business meeting was held on October 7 in San Antonio, Texas.

- ▶ Meeting was called to order by President Phil Yovino. Board members were introduced, along with newsletter editor, membership director, and merchandise directors.
- ▶ Minutes from 2005 annual business meeting read and accepted.
- ▶ No unfinished business.
- ▶ New business included:
 - ▷ Appointment of Micky (Miriam) Racer as treasurer, and Dick Smith as Southeast Region vice president, both to fill remaining terms due to resignations.
 - ▷ Financial as of August 31: Checking account \$48,838; money market \$32,138. A committee has been formed to study ways to improve rate of return.
 - ▷ Significant initiatives since 2005 annual meeting:
 - ☆ Reinstatement of the California chapter
 - ☆ Pending letter mailing to all Arizona residents who own Discoverys in order to increase chapter membership
 - ☆ Update Standing Rules and plan to add Standing Rules and Bylaws on the DOAI website

- ☆ Plan to provide new member registration and new and renewal dues payments via the website
- ☆ Program for dealers to sponsor first year DOAI membership for those who purchase a new or used Discovery from their dealership
- ☆ Continued support from our major sponsor, (Fleetwood) and *Discovery Express* sponsors (Freightliner, Caterpillar, Dometic)
- ▶ Status of planning for the two major rallies in 2007 was presented.
- ▶ Editor gave newsletter update; bulk mailing implemented to save approximately \$600 per issue. New deadlines were established.
- ▶ Each Board member gave a brief report of actions within their area of responsibility.
- ▶ Chapter presidents and chapter representatives recognized.
- ▶ Meeting adjourned. ❖



Editor's Note: *If you have questions about this synopsis, please contact Becky at beckygodwin@msn.com.*

Treasurer's Report

Balance Sheet as of February 1, 2007 by Micky Racer

We have moved funds from the money market account, and purchased three certificates of deposit with laddered maturities. This will increase our earnings.

If you have any questions about this report, please feel free to contact me at mimra@aol.com. ❖



Bank Accounts

Checking	\$40,497
Money Market	2,323
1-Year CD	10,000
2-Year CD	10,000
3-Year CD	<u>10,000</u>
Total Bank Accounts	<u>\$72,820</u>

Asset Accounts

Inventory (DOAI Clothing)	\$ 4,741
Membership Revolving Fund	550
MotoSat DataStorm System	4,995
Rally Advances	6,000
Zoll Defibrillator	<u>1,895</u>
Total Asset Accounts	<u>\$18,181</u>
Total Assets	<u>\$91,001</u>

Liabilities

DOAI Rally Account	<u>\$22,571</u>
Total Liabilities	<u>\$22,571</u>

Net Assets **\$68,430**

Discovery Dealers:

**We Have Two
Sales Promotion Ideas for You!**

1. **Participate** in our DOAI *Membership Sponsor* program. Contact our membership director, Portia Williams (888.594.6818). She has the details and **you** reap the sales benefits.
2. **Advertise** your dealership in this newsletter. Contact the newsletter editor, Nina Lee Soltwedel (888.786.2962). She has the details, and again, **you** reap the sales benefits.

Membership sponsors and advertisers receive space on our DOAI website, in addition to the newsletter. Join us: it's a win/win situation for everyone!

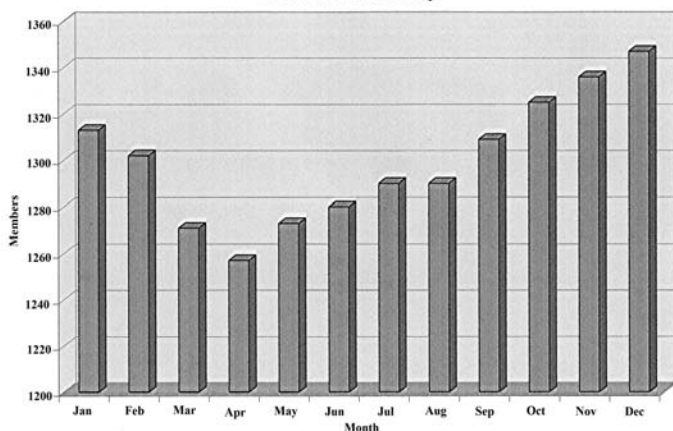
Membership Director's Report

Membership Increased in 2006 by Portia Williams



In 2006, membership in Discovery Owners Association went from a low (April) of 1,257 members, to a high (December) of 1,347. The bar chart gives you a pictorial view of the month-by-month membership levels.

2006 DOAI Membership



Where did the members come from?

The dealer membership sponsor program resulted in the largest number of members – a total of 141 members from four dealers (a fifth dealer - K&C RV Centers - sent in fees from eight 2006 sales in mid-January). The second largest group came from

the Internet (our DOAI website is great). The third largest group came from DOAI brochures. Here are the details:

Membership Sources

Membership Sponsors:	
Lazydays RV SuperCenter	120
River City RV	14
Hayes RV	2
McGaugh RV	5
Internet	105
Brochure	69
Newsletter	12
Ads	4
Other	59
2006 Total	390

Membership By Region

Region	Mar	Jun	Sep	Dec
North Central	147	147	147	164
Northeast	164	162	164	159
Northwest	103	107	112	116
South Central	244	231	249	257
Southeast	448	445	443	445
Southwest	<u>165</u>	<u>188</u>	<u>194</u>	<u>206</u>
Totals	1271	1280	1309	1347

Welcome, New Members

We welcome our newest members. Be sure to extend the hand of welcome when you meet them.

- Robert/Hazel Allen, Ooltewah TN
- Jerry/Janice Barnwell, Sparta TN
- Robert/Della Bednarick, Cadillac MI
- Russ/Joan Bernardo, DuBois PA
- Terry/Bev Blackwell, Leesburg FL
- Jerry/Terry Boncavage, Miami FL
- John/Heather Boucher, Rosebud, AB
- Don/Maureen Breaux, Davie FL
- Glenn/Janice Briggs, Waterford MI
- Jim/Barbara Brown, Poinciana FL
- Michael Bugalecki, Pompano Beach FL
- Greg/Penny Bunker, Beverly Hills FL
- John/Sigrid Burgholzer, Ft Lauderdale FL
- Bill/Nanci Burney, Placentia CA
- Rodney Cammauf, Pensacola FL
- Jimmie/Glenda Chambless, Sylacauga AL
- Lee Curkendall, Cheyenne WY
- Brad/Renae Christoffersen, Fairview TN
- Craig/Ann Clark, Turlock CA
- Carl/Joye Cook, North Augusta SC
- Albert/Pam Creel, Lebanon TN
- John/Jackie Davis, Gold Hill OR
- Joe/Jackie Dean, Prosperity WV
- Richard/Sharon DiFederico, Watertown CT
- James/Eloise Duff, Loxley AL

- Walter/Doris Emmert, Georgetown TX
- Lee/Pam Fairchild, Livingston TX
- Allan/Bertha Fakeley, Edmonton, AB
- Tom/Janice Fassbender, Kaukauna WI
- Charles/Mia Feuquay, Wimanma FL
- Johnny/Elaine Fowler, Spartanburg SC
- Michael Fruger, Beaumont TX
- Jack/Bonnie Gardner, Shalimar FL
- Todd Gimpl, Aumsville OR
- Thomas/Terri Gogolen, Ringwood NJ
- Gary/Peggy Goll, Livingston TX
- Penny Ann Goodpaster, Thornton CO
- Pete/Edith Lee Grazier, Sheloceta PA
- Hank/Eileen Haden, Henrico NC
- Mike/Annette Hart, Fuquay-Varina NC
- Eldon/Karen Helmer, Tucson AZ
- Mike/Peggy Hondros, Perkasio PA
- Gary/Andrea Kerner, Jacksonville FL
- Marilyn Keyser, Wasta SD
- Larry/Betsy King, Galveston TX
- Tom/Joyce Koetter, Hudson WI
- James/Bonnie Larson, Livingston TX
- Hubert/Donna Letourneau, Lacombe AB
- Douglas/Cheryl Marsh, Forest Lk MN
- John McConnell, Colorado Springs CO
- Ron/Jan McKenzie, Fairfax VA
- Michael Merelli, Brighton CO
- Kenneth/Cheryl Michaels, St. Charles IL

- Bill/Marie Miller, Lancaster OH
- Glen/Carol Moore, Prosperity SC
- Christopher/Susanne Munsell, Indio CA
- Robert/Kathlyn Nelson, Tucson AZ
- Tommy/Nancy Newcom, Canton MI
- Carlos/Marta Paseiro, Vero Beach FL
- Mark/Liza Pickett, Albany GA
- Rick/Karen Powell, Springboro OH
- Thomas/Alice Sanders, Loris SC
- Lee/Jan Schmura, Wyoming MN
- Charles Scott, Los Angeles CA
- Raymond Shea, Virginia Beach FL
- Paul/Sandy Shramovich, Pine Beach NJ
- Scott/Allyson Smith, Great Meadows NJ
- Thomas/Linda Sorensen, Glendale CA
- Ray/Carolyn Standley, Highlands TX
- Carl/Christina Straubel, Bell CA
- Roy Sudds, Aurora CO
- Don/Barb Szymiec, Edmonton AB
- Robin/Alison Tewes, Austin TX
- Ron Trippet, Kalispell MT
- Brian Tucker, Houston TX
- Glenn/Janice Vosika, Anchorage AK
- Winston/Beverly Walters, Yorktown VA
- Stan/Cindy Waters, Orange Beach AL
- Thomas/Jennifer Wickes, Durango CO
- Ronald Williams, Colorado Springs CO
- David/Jody Young, Davison MI
- Logan Young, Hollywood FL

National Rally Master's Report

So Many Rallies, So Little Time by Jay Keneson

My medical problems have been mostly repaired at the present time and we are back on the road again, trying to take care of the details required of the national rally master.

We are presently at Lazydays and have just attended another enjoyable Southeast Region rally. As always, we were afforded a great setting, fair weather, outstanding entertainment, delicious food, wonderful fellowship, and just plain fun. If you have never been to one of these rallies, you missed the experience of being with more than 125 Discovery motor home owners. The members in the region who sponsored the rally really know how to provide a fun time for all.

It is said that change is good, but some changes can become complicated. Several years before each national rally, the region vice president and the board members begin the planning process. Many decisions and sometimes plans and changes take place. An example of this was the site selection for the 2008 national rally.

Initial plans were to hold this rally in the Southeast Region. This has been changed to the North Central Region. The rationale for this change is because it will be more mean-

ingful to celebrate the tenth anniversary of the origination of the DOAI in that area. The founding date was April 1998 in Indiana, so appropriately it will be *Back Home Again in Indiana* in 2008, the place where it all began.

The site for the 2010 national rally will be in the Southeast Region, a swap back and forth of the two years and regions. All other years will be in the normal rotation (2009 in the Northwest Region), with no other changes planned. We sincerely hope our membership will be pleased by this site change and will plan to make this an outstanding anniversary celebration. We will keep you informed as planning progresses

The planning for the 2007 *Discoverys in the Desert* national rally in early November in El Mirage, Arizona is still progressing nicely. As with all rallies, small changes happen right up to shortly before the start, and this rally is no exception. We have lost the tour to Luke AFB. The planning group is working on a replacement tour, and we will furnish you information on this as soon as it is firmed up. ❖



Region Reports

Southeast Region by Dick Smith

We have just completed our Southeast Region rally as I write this. We had a really great rally in every respect. I think we had 136 Discoverys in attendance, and two had to cancel because of problems. We had a very good welcome party and three dinners catered by Lupton's, with each followed by a night of top-flight entertainment. There were vendors with just about anything we could want or need, and as always there were many very helpful seminars. The ladies had a very well attended Red Hat tea, chaired by Jean Zidek, who is so good with those teas.



I had the distinct pleasure of helping to form a new chapter in the DOAI: Blue Ridge Discoverys, and they opened with 29 coaches. So, be careful, chapter presidents. There is a new star on the horizon! I applaud each of you for knowing that you wanted a chapter and were willing to accept your jobs to accomplish it. I know that you are going to be a great chapter, and Sue and I look forward to traveling with and rallying with you for many years.

I thank everyone who attended the rally and made it such a fun rally. I must thank some people for their outstanding response to the call of duty: Marshall Godwin for being my right hand and #1 cheerleader; Ray Nuzzolo for the outstanding job of finding and coordinating the vendors; Toni Calzone for the wonderful job she did on the Mason-Dixon cookbooks; Jean Zidek for the great job on the Red Hat tea; Ron Kiebler and his helpers, Sonny Blackwell and Lee Barefoot, for the great job they did with the 50/50 drawing. Half went to the

winner and the other half to the Tampa Shriners' Children's Hospital. I also thank Tony Faverio and all the Mason-Dixon Discoverys for hosting the rally. Thanks also to Bill and Patti Brewer, Sam and Sandy Childs, and Bill and Marcy Ryan, of the Florida Discovery Rolling Gators, for the help they gave me. I will never forget any of you.

A special thanks to our corporate sponsors for the financial help they provided and to all who gave handouts for the goodie bags.

Most of all, a great big thanks to my wife, Sue, who kept encouraging me and putting up with my moods and sleepless nights over the past few months. Love you, Babe.

Now it is time to start looking forward and planning for our national rally in November. Let's all make every effort possible to attend this one just west of Phoenix.

Until then, see you down the road! ❖

Southwest Region by Gerald Embry

The Arizona Discovery Owners chapter is making good progress in planning the national DOAI rally in Arizona this coming November. See details in this issue.

The California Goodtimers chapter held its second rally in January and has another planned for May 3-6 in Bakersfield, California, with one following in September. The Goodtimers will be assisting at the national rally in Arizona.



See you at the national in November! ❖



Region Reports, continued

Northeast Region by John Zidek

Greetings from Florida! The DOAI rally at Lazydays was well attended and enjoyed by all. Many friendships were renewed and new friendships made.

The Nor'easters and Midwest Discoverers chapters held a combined gathering, attended by Dorie Baker and John Wimer, club presidents who reside in Florida during the winter. The rally agenda



for the year was

provided and looks to be very interesting, with rallies scheduled for the midwest, northeast, and Canada.

We just received a letter for the Ottawa rally from September 30-October 4. We will work with the hosts to see if the dates can be changed to allow participants from the Midwest Discoverers rally at Branson September 24-29 to possibly attend.

It looks like the year is off to a great start with many people participating in upcoming rallies and planning to attend the DOAI national rally in Arizona.

I wish all good health and safe travels. ❖

Chapter Reports

Arizona Discovery Owners by Wanda May

Ten coaches traveled to Yuma last November for our end-of-the-year rally hosted by Chuck and Judy Osborn. The cold blowing wind did not dampen spirits or stop us from shopping in Algodones, Mexico, visiting Yuma's Territorial Prison, and checking out the flea market. We all found great bargains. Judy and Chuck provided a fun and very productive rally, seeing friends...seeing sights...meeting new members...great food....all of the ingredients for a memorable weekend.



President Russ

Welcome to new Discovery members Bill and Michele Schuck, Patrick and Deborah Shehyn, and long-time members Paul and Doris Smith who attended for the first time. We look forward having each one of you join us for every rally.

The following officers were elected for 2007:

- President Russ Hinkle
- Vice President Geri Cozens
- Secretary Judy Osborn
- Treasurer Max Griggs
- Board Member Richard Bouckhout
- Board Member Wanda May

We'll gather in Palm Springs, California, March 1-4. We will tour the windmill farms and attend Palm Spring follies. May 18-20 will find us in Sedona, Arizona. From August 24 through August 26 we will go back to Munds Park, Arizona.

As the 2007 DOAI national rally master, Ed Cozens brought everyone up to date on the rally that our chapter will host in November 2007. We are excited about the rally, planning new seminars, securing vendors, and a special tribute honoring every member *who has ever served in the military*. Send us your picture in uniform; you can have it back after the rally.

Join us in the Valley of the Sun for the 2007 national rally and catch all of the exciting and fun things in store for you!❖

Discovery Texans . . . by Elsie Sikes and John Baker

In order to accommodate travel plans for the 2007 national rally in Arizona, the chapter has changed the usual November rally to October 31-November 2. We are happy to welcome new members, Wray and Ellen Goza, and Warren and

Jean Leith.

You would think the national rally in San Antonio in October would have been enough togetherness to last a while. However, we Discovery Texans have such a good time together that those who can, stretch the usual three-day rally a bit. We did just that in November in Bandera. About half of the attendees (23 rigs) arrived on Wednesday and headed to the 11th Street Bar for an evening of good eats, dancing, and live



President John

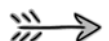
cowboy music by some of the members of the Almost Patsy Cline band. We brought our steaks from home and cooked them on the big grills that are provided. The establishment furnished sides to go with them for just the price of our drinks and tips. Another really fun event was the elimination marble/joker tournament over three days, with the champion team being Della Quinn and Lucy Lewis.

We were delighted to have former member Edna Ryan drive out from San Antonio to visit us on Saturday. Since her husband, Frank, has died, she no longer owns their Discovery and they both are very much missed.

Winter finally came to southeast Texas, just in time to meet us for a fun weekend at La Marque, just 10 miles north of Galveston. Fourteen rigs, occupied by the hearty souls, weathered the ice and drizzle. Another six of our number had planned to make the rally but could not do so, primarily because of the ice. It was especially nice to welcome new members Harry and Judy Bruton. We lassoed them as new chapter members at the national rally at San Antonio.

The 14 couples who made it to La Marque worked hard to stay warm and dry, enjoying the fine rally room afforded us. Several folks toured NASA and reported it was cold there, too. The Fields and the Yovinos teamed up to prepare great food for us. Saturday night's feast was especially fitting for the weather – stew. We aren't sure what kind, but we did notice that there were no dead armadillos on the road!

Join us at Kerrville, Texas, March 15-17 at Buckhorn Lake Resort, or at Schulenburg RV in Schulenburg, Texas, May 17-19. The Texas hill country is beautiful in the spring and we promise a great time for all. We do love company at our rallies; all you have to do is let one of the officers know you are coming. ❖



Chapter Reports, continued

Northwest Adventurers by Ken Swain

The Northwest Adventurers enjoyed our usual January rally at the Blythe Blue Grass Festival. We had six coaches in attendance which included two guests. We missed some of our regulars this year; one to a death (Jay Crandall from British Columbia, Canada passed away last fall), so we missed Jay and Laura, and will miss their good company and good spirits; another due to illness; and one to family commitments. We had our usual trip to Sizzler and our potluck which was enjoyed by everyone. Friday it rained so we didn't hear a lot of music (we wimped out for about half of the day). Saturday and Sunday the music was great and included "Country Current" which is the bluegrass band of the U.S. Navy. Lots of good bands this year and a good time was had by all. ❖



President Ken



California Goodtimers by Gerald Embry

Our chapter had another great rally in January, at the Elks Lodge in Lancaster, California. It was attended by a fun group. We ate excellent food, played games, and raffled prizes. We visited with one another, and had a parade of homes session. The cold weather of 11 degrees, and the threat of snow, kept us pretty much inside, doing no sightseeing or such.

Our next rally is scheduled for May 3-6 in Bakersfield, California. We are also planning a rally in September, site and dates to be determined. We will assist at the national rally in Arizona in November. All DOAI members are invited to attend these rallies.

We now have a web page available to you on the DOAI website. Go to the *Chapters* page and click on California Goodtimers on the map.

We have lost one of our members, Joan Caetano, due to heart failure. Our sympathies go out to Frank. ❖

Louisiana Mudbugs by Jan McIlvaine

Our chapter members are ready and eager to start the new year. Our first rally is planned for March 23-25 at Paragon RV Resort, Marksville, Louisiana. Our rally master, Howard Campbell, has planned a wonderful weekend for us.

We have a cracker-jack beanbag/horseshoe team, and a close-to-expert Mexican train group. We welcome and look forward to challenging any teams from other clubs. We love visitors – just let us know.

This has not been the best of winters for several of our Mudbugs families – we are hoping the new year will be better.

Our club is open to any Discovery owner, and we'd love to talk to you. Just contact our president, Anthony Verdin, at averdin@aol.com or 504.341.7673; or Jan McIlvaine at janmcsworld@yahoo.com or 318.645.7162; or Keith Barnes at kbarnes@suddenlink.net or 318.251.2568. ❖



President Anthony

Discovery Pioneers by Roger Talich

It does not seem possible that we are already planning our return to Colorado and the summer rallies that are on our agenda. With a large part of the Pioneers club in Arizona and other points in the southwest, we have felt a little like Lone Rangers here in Florida. We did, however, manage to hook up with some 132 other Discovery owners at the *Sun-N-Fun* rally at Lazydays in Florida. It was a good time for all. There was enjoyable entertainment, informative seminars, and interesting fellow Discovery owners with whom to visit. In other words, the rally had it all.

The summer rally schedule for our chapter looks absolutely great. The first outing will be at Roswell, New Mexico, April 24-29. This will be followed by a rally in beautiful Ouray, Colorado, June 12-17. The third rally will be in Cody, Wyoming, July 8-14, which should be about an hour from Yellowstone. The fourth and final rally of our chapter year will be in Creede, Colorado, August 23-26.

Neil Elkins, our rally master, has done a wonderful job putting this schedule together, and is to be commended for the interesting and exciting summer of travel to various locations throughout our region. We hope we have something for everyone in this rally schedule and that most of our members can attend many of these events. We are looking forward to seeing you all in Roswell.

Until then, have a safe and enjoyable trip to wherever your Big D takes you. ❖

Blue Ridge Discoverys by Frank Cason

The Blue Ridge Discoverys chapter was created on February 15. This just happened to be the 43rd wedding anniversary for my wife and me. What a great day it turned out to be! The chapter covers Tennessee, Georgia, South Carolina, and North Carolina, with an understanding that we will accept any DOAI member into the chapter. We have 29 paid Discovery rigs as of this writing (February 21). These people are our officers, elected to serve a two-year term:


- President Frank Cason
- Vice President Fred Barnabei
- Secretary Libba Gruba,
- Treasurer Buddy Reynolds,
- Wagonmaster Ron Murphy
- Historian Charles Smith

Our first chapter rally will be with the Mason-Dixon Discoverys in Cherokee, North Carolina. We feel that they are our sponsors, and have accepted their invitation to attend their rally. As a group we decided this would be a great opportunity to learn and gain experience from a well established chapter.

We thank Dick Smith for all his hard work in getting this chapter established. He and Sue were made honorary members of the Blue Ridge Discoverys on February 17. ❖



President Roger



President Frank

Rally Opportunities

The following listing of chapter rallies does not give the RV park, but does list the town. Please see the chapter presidents' listing on the next page, and call that individual for more information on any of that chapter's planned rallies. Jump in and meet new friends and see new places via the chapter lifestyle. Other Discovery owners are waiting to welcome you!

March 2007 –

- 1-4 Arizona Discovery Owners, Palm Springs CA
- 7-? Florida Discovery Rolling Gators, Merritt Island FL
- 15-17 Discovery Texans, Kerrville TX
- 15-18 Mason-Dixon Discoverys, Lancaster PA
- 23-25 Louisiana Mudbugs, Marksville LA

April 2007 –

- 24-29 Discovery Pioneers, Roswell NM

May 2007 –

- 1-7 Florida Discovery Rolling Gators, Grass Key FL
- 3-6 California Goodtimers, Bakersfield CA
- 16-20 Mason-Dixon Discoverys/Blue Ridge Discoverys, Cherokee NC
- 17-19 Discovery Texans, Schulenburg TX
- 18-20 Arizona Discovery Owners, Sedona AZ

June 2007 –

- 4-8 Midwest Discoverers/Nor'easters, Archbold OH
- 12-17 Discovery Pioneers, Ouray CO
- 14-19 Nor'easters, Cape May, NJ

July 2007 –

- 8-14 Discovery Pioneers, Cody WY

August 2007 –

- 23-26 Discovery Pioneers, Creede CO
- 24-26 Arizona Discovery Owners, Munds Park AZ

September 2007 –

- T/B/A California Goodtimers, site T/B/A
- 20-22 Discovery Texans, Aledo TX
- 24-29 Midwest Discoverers, Branson MO
- 30-10/4 Nor'easters, Ottawa, ON Canada

October 2007 –

- 31-11/2 Discovery Texans, Abilene TX

November 2007 –

- 6-10 National Rally, Discoverys in the Desert, Pueblo El Mirage RV Resort, El Mirage AZ**

January 2008 –

- 17-19 Discovery Texans, Montgomery TX

March 2008 –

- 20-22 Discovery Texans, Kemah TX

May 2008 –

- 15-17 Discovery Texans, Riviera TX

Month T/B/A 2008 –

- Date T/B/A - **National Rally, Back Home Again in Indiana**

September 2008 –

- 18-20 Discovery Texans, Sulpher OK

November 2008 –

- 20-22 Discovery Texans, Ingram TX

Helpful RV Contact Information

Allison Transmission, GM Corp.	800.252.5283	Kwikke Products	800.736.9961
Atwood Mobile Products	574.264.2131	Magnadyne	800.638.3600
Caterpillar RV Engine Support	877.777.3126	Michelin North America	800.847.3435
Carefree of Colorado	800.621.2617	Norcold, Inc.	800.543.1219
Carriage Carpets (Shaw Flooring)	877.706.3054	Onan	800.888.6626
CCI Controls	800.521.5228	Power Gear	800.334.4712
Cummins, Inc.	800.343.7357	Riverpark	800.442.7717
Denso (call Fleetwood)	800.322.8216	RV Dump Locations	www.rvdumps.com
Dometic Corporation	800.544.4881	RVP (Coleman)	316.832.4357
Fantastic Vent	800.521.0298	RVP (Suburban)	423.775.2131
Fleetwood RV	800.322.8216	Splendide	800.356.0766
Freightliner Chassis Corp	800.385.4357	Thetford Corp.	800.521.3032
General Electric	www.geappliances.com/geac/	Trojan Battery Company	www.trojanbattery.com
Goodyear Tire & Rubber	800.321.2136	Velvac	800.783.8871
Intellitec	800.251.2408	Winegard	800.288.8094
Kidde Safety Products	800.880.6788	Xantrex Technology	800.670.0707

DOAI Board of Directors

President

Phil Yovino, 210 Fairfield St, Shoreacres TX
77571-7331; 877.246.4271; pdyo@sbcglo.net

Executive Vice President

Tom Fields, 1758 Joy Spring, New Braunfels
TX 78130-7709; 877.238.6955;
thomfiel@earthlink.net

Vice President of Development

Marshall Godwin, 103 Riverview Cir,
Colonial Beach VA 22443-4816;
877.246.4516; godwin.marshall@kingfisher.com

Secretary

Becky Godwin, 103 Riverview Cir, Colonial
Beach VA 22443-4816; 877.851.9874;
beckygodwin@msn.com

Treasurer

Miriam (Micky) Racer, 233 Rainbow Dr
PMB 13396, Livingston TX 77399-0001;
877.245.9661; mimra@aol.com

National Rally Master

Jay Keneson, 404 Cypress Springs Dr,
Spring Branch TX 78070-4640;
888.793.4793; jayk@gvtc.com

Past President

Bob Baugh, 123 Applecreek Ln, Richmond
KY 40475-9154; 877.238.6952; rcbaugh@chapel.us

Region Vice Presidents:

North Central (IL, IN, IA, KS, MI, MN,
MO, NE, ND, SD, WI, MB, NU, ON)

Dick Snyder, 411 Alexander Dr, Seymour IN
47274-8633; 877.282.0779; snyderflys@comcast.net

Northeast (CT, ME, MA, NH, NJ, NY,
OH, PA, RI, VT, NB, NL, NS, PE, QC)

John Zidek, 82 Easy St, Cape May Court
House NJ 08210-1329; 877.282.0776; jzidek@dandy.net

Northwest (AK, CO, ID, MT, OR, UT,
WA, WY, AB, BC, NT, SK, YT)

Bob Soltwedel, 4736 Harwich St, Boulder
CO 80301-4217; 877.238.7095;
bob.soltwedel@gmail.com

South Central (AR, LA, OK, TX)

Garry Shirey, 2450 Williams Lakeshore Dr,
Kingsland TX 78639-4077; 877.245.9654;
garryts@tstar.net

Southeast (AL, DE, FL, GA, KY, MD,
MS, NC, SC, TN, VA, WV)

Dick Smith, 3000 Old Mountain Rd S, Joppa
MD 21085-2910; 877.238.6953;
poppop4171@msn.com

Southwest (AZ, CA, HI, NV, NM)

Gerald Embry, 14572 Mesa St, Hesperia CA
92345-2242; 877.238.6954; gembry@verizon.net

DOAI Chapters and Presidents

Arizona Discovery Owners (AZ)

Russ Hinkle, 26042 S Burnaby Ct, Sun
Lakes AZ 85248-9252; 480.895.7437;
602.318.8050; rahinkle39@msn.com

Blue Ridge Discoverys (GA, NC, SC, TN)

Frank Cason, 1917 Stone Dam Rd, Chuckey
TN 37641-4876; 423.639.4079;
423.552.5257; fcason@adelphia.net

California Goodtimers (CA)

Gerald Embry, 14572 Mesa St, Hesperia CA
92345-2242; 760.947.6950;
gembry@verizon.net

Discovery Pioneers (AZ, CO, KS, NE, NM, UT, WY)

Roger Talich, 1358 W Briarwood Ave,
Littleton CO 80120-3631; 303.795.6023;
303.906.8735; rntalich@cs.com

Discovery Texans (TX)

John Baker, 2922 Colonel Court Dr, Rich-
mond TX 77469-6702; 281.341.7177;
bakerjohn@swbell.net

Dixie Travelers (AL, MS, GA, FL)

Kenneth Stanley, 153A County Road 773,
Guntown MS 38849-9101; 662.348.3198;
662.231.0846; cks102@yahoo.com

Florida Discovery Rolling Gators (FL)

Sam Childs, 8724 Tahiti Ln, Tampa FL
33615-4427; 813.884.8616; 813.220.4371;
sam.sandy4@verizon.net

Heartland Discoverys (IL, IN, IA, KS, MI, MN, MO, NE, ND, SD, WI)

Elfers Marzahl, 3905 Lake St, Burlington WI
53105-7722; 262.763.6741; elfers@pngusa.net

Louisiana Mudbugs (LA)

Anthony Verdin, 2100 Suwannee Dr,
Marrero LA 70072-4822; 504.341.7673;
504.416.5348; anverdin@aol.com

Mason-Dixon Discoverys (DE, MD, NJ, NC, PA, VA, WV)

Tony Faverio, 1226 Shipyard Rd,
Shenandoah VA 22849-5406.652.1042;
540.421.3928; tony.faverio@gngplc.com

Midwest Discoverers (IN, KY, OH, PA)

John Wimer, PO Box 42, Hammondsville
OH 43930-0042; 330.532.3031;
407.497.3854; john.wimer@att.net

Nor'easters (CT, ME, MA, NH, NJ, NY, OH, PA, RI, VT, NB, QC, ON)

Dorie Baker, Cypress Woods RV Resort Lot
B-99, 5551 Luckett Rd, Fort Myers FL
33905-5509; 717.487.8879; dorieann@aol.com

Northwest Adventurers (AK, ID, MT, WA, AB, BC, MB, SK)

Ken Swain, 1446 Forge Way, Draper UT
84020-8834; 425.802.3240; eagle747@earthlink.net

Texas Disco Road Runners (TX)

Garry Shirey, 2540 Williams Lakeshore Dr,
Kingsland TX 78639-4077; 325.388.4746;
garryts@tstar.net



A Few Chapter Logos



Computer Corner

Software and Security by Bob Cook, DOAI Webmaster

Windows Vista

Windows Vista® is finally here and available in the U.S. in four versions – Home Basic, Home Premium, Business and Ultimate. Home Basic is the stripped-down version that will run on most current computers, but without the nifty graphical interface. Home Premium adds media center capabilities and the flashy graphics. Vista Business adds networking and remote desktop capabilities. Ultimate, as the name implies, has it all. Home Premium will likely be the most popular with consumers while Ultimate is the only choice for geeks.

However, the question on most people’s mind is, “Should I put Vista on my old computer?” The short answer to this question is almost always an emphatic, “No.” Vista requires at least 1GB of RAM, a 1 GHz processor and a larger hard drive (you will want at least 40 GB just for the operating system). In addition, if you want the flashy graphics, your existing graphics will most likely need to be replaced. Also, the upgrade cost of Vista is quite expensive. Add it all up, and you are usually much better off with a new computer and you will save yourself the potential hassle of installing the upgrade. Microsoft has recently announced that it will support all versions of XP until 2014, so there is not a big reason to make the switch until you need a new computer.

If you are in the market for a new Windows laptop, what should you get? If price is a major consideration and your needs are basic, you can find a notebook for around \$500 with 512MB RAM and Vista Basic. However, Vista will likely run slowly due to the small memory. If you can afford to spend around \$800, you will get a much more powerful processor, 1GB of RAM and a larger hard drive. When comparing computers in this price range, opt for the one with an Intel Core2 Duo processor (faster, longer battery life and 64-bit capable). Spending beyond this price point will get you more features (such as 2GB RAM and a built-in webcam) and a larger screen.

Spambots, Malware, and the Bulletin Board



If you are a Bulletin Board (BB) user, you may have noticed some offensive postings in mid-February. Since DOAI has a zero-tolerance policy for offensive posts, immediate investigation and action was required. However, it did not take much time to determine that the problem was not

the direct action of a member. These postings were done (unknowingly) by a member’s computer that is infected with a malware spam botnet. And, these attacks were like coming from numerous member’s computers.

An estimated 25 to 50 percent of computers are infected with a botnet, and a much larger percentage are infected with other types of malware. If you want to learn more about how

to protect your computer, there are several articles available on the website.

Eliminating the capability of spambot postings required making a change on the BB. Registration has been changed to require email validation. Security patches to the BB software have been installed.



Those of you who use your DOAI member number as your login to the BB may have noticed that you cannot log in any longer. I assume this to be a direct result of the changes above. Please do not use your DOAI member number as your BB login (this request has been on the BB main page ever since the main website login procedure was implemented).

Malware is evolving at a fast pace which may require additional changes in the future. We will always strive to minimize the impact on our members and will keep you informed via the website, the eGroup, or the newsletter. ❖

Editor’s Note: This is the first in a new series of columns by our terrific webmaster. Bob encourages members with computer questions to contact him. On behalf of the entire membership, Bob, I extend thanks to you for your generous and gracious service to this organization. You are the best!

It’s Worth The Drive To Texas!

HAYES
RV CENTER
 SINCE 1947
 1-800-945-4239
 www.hayesrv.com • Longview, Texas

EGroup Conversation

Repair of Shower Floor in '99 Discovery 36T, Part 2 by Stet Elliott

The whole purpose of this repair was to eliminate all voids under the floor. Since it's difficult to know whether enough filler was used to completely fill the voids, I covered the bottom of the shower floor with duct tape as shown below. The epoxy filler wouldn't stick to the shiny surface of the duct tape, and thus allowed me to remove the floor after the filler cured to inspect for voids. Any voids were filled before the floor was permanently bonded into place.

Photo 13 shows all the filled voids, just prior to permanently bonding the shower floor into place. Then about a 1/8" layer of epoxy/glass bubble filler was laid down, the filler having the consistency of thick honey. I also put about 1/8" of filler on the floor piece. Once the floor was set into place for the last time, any excess filler would have no place to go, and the result would be a floor that is higher than the surrounding area. The solution was to drill many 1/4" holes in the floor piece. Once the floor was set into place and weighed down, the excess epoxy escaped through the holes.


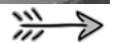


Photo 12 shows the area after the filler cured and the floor removed. Note that there were many voids to fill. Also note that the channels between the wood pieces were nearly filled with the excess filler. I attempted to grind out the channels but gave it up as a lost cause. This filler is hard! I decided to completely fill the channels with filler. That meant that any water leakage would have no place to go. But I figured that if I did this repair well enough, there wouldn't be any possibility of leakage. I hope!

The floor piece was set into position by starting at one side, laying the piece down so as to eliminate any air entrapment. The floor piece was pushed down to the level of the surrounding floor structure as shown below. You can see the excess filler being squeezed out through the holes in photo 14. For cure, the floor was weighed down with a case of Pepsi and a 50-pound sack of rocks (see photo 15 on the next page). My floor piece had a slight concave shape, so I only had to weigh down the center of the piece. Before walking away, I checked to ensure that the floor piece was sitting flush all around.



Shower Floor Repair, continued



Next, the floor was prepped for the addition of the decorative FRP panel. The excess epoxy on top the floor was sanded down with 36 grit sandpaper on a sanding block.

Since there would be epoxy squeeze-out when the panel was weighted into place, I covered the perimeter of the floor with grey duct tape as shown in photo 16.

Not shown are the three locating holes I drilled through the panel and shower floor. Once the panel was set into place, nails were pushed through the holes to keep the panel in place for the cure.





Photo 17 shows the top side of the FRP panel being protected with duct tape and plastic.



Next, about 1/8" layer of epoxy/glass bubble mixture was troweled onto the bottom side of the FRP panel. This was mixed to the consistency of thick honey. The panel was then bent into a slight curve and set into place along one edge, with the nails set into the locating holes along that edge. Then the panel was rolled down into place from one edge to the other. This minimized any air entrapment under the panel. Then the whole floor area was covered in plastic sheeting. As shown below, approximately 200 pounds of gravel was poured on top of the plastic sheeting to evenly compress the panel into place for the cure.

The plastic was pulled up around the edges periodically to scrape the excess epoxy from the perimeter of the panel. Once the epoxy mixture started to get gummy, it was important that the duct tape around the panel perimeter be removed. Otherwise, any epoxy that managed to seep under the tape would bond it into place and make removal a real pain.

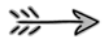


The final step was to fill the locating holes with epoxy/glass bubble mixture. You can't see them here, but there are two locating holes along the right side edge, and one on the left side edge.

I used no silicone sealant along the panel edge, but you can if you want. Since I'm recommending this repair to others, I used no sealant because I want to test the repair under the worst possible scenario.

Photo 19 shows the completed repair. My shower floor now feels as if it's sitting directly on concrete.

If you decide to do this repair, please contact me at kayeness@earthlink.net first. I'll let you know how the repair has held over time.



Shower Floor Repair, continued

Materials List

In a prior life I used many of these materials in the construction of a two-seat experimental composite airplane. Although I'm very familiar with the use of these materials, using them isn't very difficult for the beginner.

The epoxy I used for this repair is West Systems epoxy made by Gougeon Brothers. This material is primarily used in the boat building and repair industry. As such, it can be found primarily in boating supply houses along the coasts. Being in Albuquerque, I was unable to find it locally, so I purchased it from Aircraft Spruce and Specialty Supply in Corona, California. They are the biggest aircraft supply warehouse in the U.S. They primarily cater to individuals who build their own airplanes and are an experienced mail order business. The only problem with purchasing the epoxy from them is that they charge a \$30.00 hazardous materials shipping charge.

I carry a kit of West Systems epoxy in the RV, along with a little fiberglass and the filler materials. This epoxy is great for repairing or gluing almost anything. For example, my fridge vent cover on the roof had an unfortunate encounter with a tree limb. The hopelessly cracked cover was repaired with West Systems epoxy and a little fiberglass. I'd do the same thing with the AC covers if/when they start to crack.



This is the epoxy I used

(if you don't dawdle!) to accomplish all steps shown in this document. Pot life is 30-40 minutes if you avoid exotherm. (See exotherm under *Hints and Tips*.)

If you tackle this project, purchase two 1.2-quart kits of epoxy. I used a little over one and one-half kits for the repair. Also purchase a set of pumps (shown above, and sold separately). You'll need the pumps to accurately measure out the epoxy.

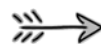
West Systems has an outstanding Web site at www.westsystem.com. There you'll find hints and tips for using their materials. A free epoxy user's guide can also be obtained from Aircraft Spruce. If you've never used these materials before, you definitely need to read these guides.

These guides infer that you must use West System's filler materials (that are mixed with the epoxy), and they are very expensive. For this project the only filler you need are glass bubbles, and this material can be purchased very reasonably from Aircraft Spruce.

Following is a list of what you need. I've included the Aircraft Spruce part numbers so that you can purchase from them if you want. I'm also providing part numbers for other supplies that are needed, like mixing cups, mixing sticks, etc.

Place your order by calling Aircraft Spruce at 877-477-7823, or order online at www.aircraftspruce.com.

- ✓ West Systems Epoxy with 206 Slow Hardener (two kits), kit part #01-08200, \$39.00 each, plus a \$30.00 hazardous materials shipping



Hints and Tips

This article is not a primer on the use of epoxy materials. However, I'll provide a couple of tips:

1. Thoroughly read the guides on the West System's Web site and/or the free West Systems User Manual. They will give you the information you'll need to use these materials successfully.

2. Preparation of the surfaces to be bonded is critical. Epoxy primarily provides a mechanical, rather than a chemical bond. It's essential that any surface to be bonded be thoroughly cleaned of all dirt and oils. Then the surface must be scratch-sanded with 100-grit sandpaper (minimum) before bonding. 36-40 grit sandpaper is even better. If you're bonding to a previously-cured epoxy coated surface, then that surface must also be thoroughly scratch-sanded.

3. Any surface to be bonded with an epoxy/filler material should be given a light brush coat of pure epoxy before the epoxy/filler is used for the bond. Pure epoxy gets into a properly scratch-sanded surface much better than a filler mixture, resulting in a stronger bond.

4. If you're bonding wood, really slather pure epoxy onto the wood before bonding. The wood will absorb much of it. The more it absorbs, the better the water resistance and the better the bond.

5. This epoxy will exotherm. Mixed two-part epoxy gives off heat when it cures. Heat also speeds the cure. So if you mix epoxy and let it sit in a cup, the heat generated will build up, which further accelerates the cure, which creates more heat, and so on, to the point that the epoxy can actually start to smoke. You'll have a bubbling, smoking cup of hardened epoxy on your hands in just a few minutes. The solution is to keep stirring the mixed epoxy, or add filler material to it, or remove it from the mixing cup and spread it out so that it can dissipate the generated heat.

If you have any questions, you can contact me at kayeness@earthlink.net.

Shower Floor Repair, concluded

charge per order. Purchase the epoxy at a local boating supply house if you can, to avoid the shipping charge. See the West System Web site for vendors in your area.

- ✓ *Epoxy Pumps*, #01-00318, \$11.50 (or purchase locally with the epoxy if possible)
- ✓ *Glass Bubbles* (1 pound bag), #01-14600, \$6.95. This material is added to pre-mixed epoxy to thicken it to the consistency needed. Exact mix ratios aren't important. Just add the filler until the mix is as thick as you want.
- ✓ *8-oz Mixing Cups* (50), #01-00416, \$6.75
- ✓ *Mixing Sticks* (box of 500) #01-25800, \$9.85 (or get tongue depressors locally.)
- ✓ *1"-wide Disposable Paint Brushes* (10 or so), #09-21200, 47¢ each
- ✓ *Latex Gloves* (box of 100), #01-36550, \$10.40 (or purchase locally)
- ✓ West Systems User Manual, #01-08750, FREE. While you're at it, also ask for a free Aircraft Spruce catalog. They carry a wide variety of hardware and raw materials that can come in handy to repair an RV. I particularly

like them for metal. They carry a wide variety of formed metal, and most can be purchased by the foot.

If you also intend to make other repairs with these materials, I suggest you also purchase the following:

- ✓ *Flocked Cotton Fiber* (1 pound bag), #01-14800, \$3.85. Like the glass bubbles, this is a dry filler. Added to pre-mixed epoxy, it makes a very dense, very hard reinforced glue/filler that can be used for a variety of repairs. Can also be mixed along with glass bubbles to get a glue/filler with a combination of properties.
- ✓ *Bi-directional 8.8 oz Fiberglass Cloth* (two or so yards), #RA7725, \$5.70 per lineal yard. This is a medium weight fiberglass cloth for making a variety of repairs. If needed, a lighter weight cloth can be purchased in most auto parts and home supply stores. You'll usually find it with the Bondo™. ❖

Editor's Note: *Stet's excellent photos can be seen on the DOAI website in 'living color' at www.discoveryowners.com. We extend thanks to Stet for going the extra mile in order to share his experiences with all of us.*

Nominating Committee Report

It's That Time Again

by Nina Lee Soltwedel

The nominating committee for 2006 has been appointed by president Phil Yovino. Those agreeing to serve are:

Tom Fields, Chairman; 877.238.6955; thomfiel@earthlink.net
Marshall Godwin; 877.851.9874; godwin.marshall@kingfishersys.com

Jay Keneson; 888.793.4793; jayk@gvtc.com

Dick Snyder; 877.282.0779; snyderflys@gmail.com

Nina Soltwedel; 888.786.2962; nina.soltwedel@gmail.com

Elections for officers in DOAI for 2008-2009 will take place in December 2007. The ballot, along with nominee vitae and photo, will be published in the Fall 2007 issue of this newsletter.

All offices are open for nominees; some officers are eligible to run for a second term; other officers have served

two terms and are not eligible to run again at this time.

Two important changes were enacted in 2006:

1. Only one member of a coach may serve as an elected officer.
2. Region vice presidents will be elected by their region members only.



If you have questions about any position on the national board, or have an interest in serving this great organization in an official capacity, please contact any of the members of the committee as soon as possible.

Asking questions does not obligate you to serve ... but we hope you'll be willing to! ❖

Feeding the RVer

Enjoy Now or Enjoy Later

by Nina Lee Soltwedel

This is a recipe that John and Jean Zidek enjoy eating and serving. Jean prepares it at home, places meal-size portions in microwavable containers, covers with plastic wrap and aluminum foil, and pops them into the freezer. Jean says, "It's good with avocado, sour cream, or just as it is."



RV Casserole

Brown one onion, one bell pepper, and two pounds ground meat and sausage. Mix together two cans Ranch Beans (or beans of your choice), two cans Rotel or diced tomatoes, two cans Mexican corn, two cans cream of chicken soup. Crumble Dorito or Frito corn chips.

Grease casserole dish and build layers: meat/onion/pepper layer, then beans/tomatoes/corn/soup layer, then chips layer,

then a layer of a cheese of your choice. Repeat the first three layers (you should have two layers of each with the cheese in the middle). Bake at 325° F. 20-30 minutes; the last 5-10 minutes top with the last layer of cheese and bake until melted. Enjoy or cool and prepare for the freezer.

What's your favorite on-the-road recipe? We would like to have more submissions for this column, especially recipes that are healthy, low in fats and sugars. I know there are a lot of good cooks out there. C'mon, send in your favorite! See your name in print! Contribute to the dining enjoyment of all DOAI members! Questions? Contact the editor.

As Julia used to say, "Bon appetit!" ❖

Fleetwood Technical Information

Motor Home Refrigerator Tips and Maintenance . by Neil Buschur, Fleetwood Owner Relations

Motor home refrigerators are somewhat different than the refrigerator in your home. Most refrigerators in motor homes do not have circulating fans for the interior box and they do not have a compressor on the exterior, which are two common components in most home refrigerators. This creates a difference in the way we load and set up the use of the RV refrigerator. Following is a list of suggestions from Norcold and Dometic, two brands that you will find in most Fleetwood motor homes.

Startup

1. Start your refrigerator at least eight hours before you plan to pack it. This allows it to reach its peak cooling performance.
2. Pre-cool your food items

For best performance

1. The refrigerator's cooling efficiency depends on free air circulation. For best results, pack items loosely and do not line the refrigerator shelves with shelf paper.
2. If the vehicle sits for more than two hours, be sure it is leveled so the refrigerator will operate at its maximum efficiency. The recommendation is no more than three degrees off level from side to side and six degrees front to back.
3. Keep the drip hose located outside the refrigerator, free of blockage. If it is plugged, water can accumulate inside the refrigerator.
4. Keep vents, ventilation pathway, and refrigerator flue free of obstructions. Periodically check to see that these areas are free of debris or any obstruction caused by animals or insects. This is especially important after the motor home has been in storage. Never store anything in the area behind the refrigerator at the outside vent grill.

Frozen foods

1. Frozen foods begin to thaw between the market and your refrigerator. To restore them to fully frozen, adjust the refrigerator coldness two settings colder to start a cooling cycle. After at least an hour, return to the previous setting
2. The coldest part of the freezer is at the bottom left rear.

Dealing with frost

1. Frost forms on the refrigerator's cooling surfaces due to moisture in the air. You need not be concerned about the frost unless it becomes excessive and affects cooling performance. If it does, defrost your refrigerator and freezer. Refer to your owner's manual for the proper defrosting method.
2. To help reduce frost build up, avoid storing fresh warm foods in open containers. Such items give off lots of water vapor.
3. Limit the amount of time the doors are open. Even air-conditioned air has more humidity than air inside a cool refrigerator, which will cause frost build-up.
4. Prevent air leakage past the seals. To check the seals, close each door on a piece of paper about the thickness of a dollar bill. Gently pull the paper. If you feel a slight drag between the door gasket and the cabinet on all four sides of the door, it's

sealed correctly. If you do not feel a slight drag, have the door adjusted by your dealer or an authorized service center.

5. Periodic defrosting is necessary. *Do not* use a hot air blower as permanent damage could result from warping the metal or plastic parts. In addition, do not use sharp objects to remove frost as they can damage the refrigerator. Slow gradual defrosting is the best method. How often to defrost is determined by humidity and how often the door is opened and closed. For a rule of thumb when 1/4 inch of frost is visible, it is time to defrost



Measuring refrigerator coldness

An effective way to measure cold food temperature is to place a thermometer in a container of water near the center of the fresh food compartment. Leave overnight before reading thermometer.

Loading

1. An overcrowded refrigerator will take longer to make ice, and a heavy load may cause defrosting. Don't over-pack it ... it's better to buy food as you go.
2. Arrange all food in the unit to allow for free air

circulation.

3. Wipe excess moisture off items being placed in the refrigerator and freezer.
4. Keep all food and drink containers tightly covered.
5. If you're bringing along your favorite highly flavored foods, like onions, garlic, certain cheeses, etc., be sure to store them in covered dishes, plastic wrap, or aluminum foil. This will prevent food odors inside the unit and the RV.

Maintenance

1. Check all connections in the propane system at the back of the refrigerator for leaks by applying a non-corrosive commercial leak detector solution *only* to all connections. Do not use a flame to check for leaks. The appearance of bubbles indicates a leak and should be repaired immediately by a qualified service technician familiar with propane .
2. Have the 12-volt battery system checked. Battery problems can adversely affect your refrigerator, causing intermittent operation or dim interior lighting.

Getting the refrigerator ready for winter storage

Always check your owner's manual.

1. Drain the RV water system.
2. Disconnect the water lines from both the inlet and the outlet side of the icemaker's water valve.
3. Drain the lines into a cup and allow the lines to dry.
4. Leave the refrigerator and freezer doors ajar.

These suggestions are not intended to tell you everything you need to know about your refrigerator. Please refer to your owner's manual for more information. You can also contact Norcold customer service at 800.543.1219 or www.norcold.com. Dometic customer service can be reached at 800.544.4881 or www.dometicusa.com. ❖

2006 National Rally Revisited

Red Hat Tea Report by Teri Dykman

The Red Hat Tea at the 2006 DOAI national rally in San Antonio was a big success. Zane Zertuche, DOAI member, graciously filled in as story teller when the scheduled presenter cancelled due to a death in the family. We appreciated Zane's willingness to entertain us with an Indian legend.

Janie Moreno, DOAI member, donated a number of door prizes, and everyone attending the tea received a special gift bag. Thank you, Janie, for your generosity and thoughtfulness!

There was a new twist to the Red Hat activity this year – two quilts were auctioned off at the Friday night dinner. One quilt was made by Della Quinn, using the denim scraps from

the plate carrier bags which were given to rally attendees. The second quilt was made by Sharron Welch, Gayle Shirey's sister, in the *Grandma's Fan* pattern. The \$1,046 proceeds went to the Battered Women and Children's Shelter in San Antonio. The shelter directors were very excited to receive these funds. ❖

Editor's Note: *I extend apologies to Teri and the creators of the two quilts. In the last issue of Discovery Express I mistakenly noted that the funds went to SAMM Ministries in San Antonio, and to make matters worse, I forgot to include Teri's article. You can see the quilts on page 23, last issue.*

2007 Regional Rally Visited

Red Hat Tea Report by Jean Zidek

The Red Hat Tea at the 2007 Southeast Region rally was a steeping good time! Marcy Ryan, Sue Smith, and Jean Zidek co-chaired the tea, and Marcy served as mistress of ceremonies. Maxine Johnson coordinated a fashion show, using DOAI members as models.

Teri Dykman brought her beautiful, gigantic Red Hat all the way from home (they do things BIG in Texas!), and entertained us with her rendition of *My Favorite Things*, which was enjoyed by all. Teri also gave each participant a copy of the poem, *When I Am an Old Woman* by Jenny Joseph. Thank you, Teri!


The highlight was our new, first-time "Hatter," Sandy Fields' great-granddaughter, Alexandra Michalski. She is beautiful!

There were many door prizes and delicious treats to go with our tea. Sue Smith donated a beautiful purple three-piece jewelry set she had made; Maxie Dole donated an elegant red scarf she had made; and Becky Godwin donated a three-piece Red Hat set.

We extend thanks to all who attended and assisted. Remember, ladies, this is a "DOAI Red Hat Tea" for all women to enjoy, Red Hat members or not. So, please plan to attend next year! ❖



A really big Red Hat by Teri Dykman decorated the table



First-timer Alexandra Michalski and Sandy



A good crowd of Red Hatters attended the tea

In Our Thoughts and Prayers

Please keep these DOAI members and their families in your thoughts and prayers:

...**Dorothy Devine**, who is doing better on a changed medication, and isn't so breathless all the time. Good news!

...**Bill and Shirley Hair**, who have had to sell their Discovery due to ill health. Bill wrote, "It has been a great pleasure being a member of this organization. It has provided me with a great deal of help, and the camaraderie of the membership is superb. I do not think that you will ever find another organization as great as the Discovery club. You all have been of help to me when I had problems with my RV. Keep up the good work, and may God bless all of you with good health."

...**C.R. Kangas**, whose brother **Jim Kangas** (longtime member of DOAI) died last December.

...**Mary Edens and family**, whose husband and father, **Skip**, died suddenly last July.



...**Frances Martin**, as she recovers from a brain tumor operation in January.

...**Frank Caetano**, whose wife, **Joan**, died last November. Frank said, "She died doing exactly what she liked to do - work."

...**Julie McKinstry**, whose mother died January 1.

...**Keith and Carolyn Barnes**, whose son, **Jason**, suffered massive head trauma in an accident in Shreveport. He is well on the road to recovery; he's talking good, working with his short-term memory, and using a walker. Thank goodness for the Discovery; Keith and Carolyn have been camped about a mile from

the hospital.

...**Kathlyn Nelson**, as she continues to battle A.L.S.

Please let either the editor or membership director know of any members who need our thoughts and prayers. ❖



Founders' Forum

A Decade, A Day by Jim and Dorothy Devine

I think Einstein said space and time is warped, or time and space ... I am not sure which.

What happened a decade ago sometimes seems like only yesterday.

A little over a decade ago was the beginning of one of the best times of our lives! We had retired late in 1994, bought a used motor home (without even a test drive), took delivery in the next state as we headed out for Alabama. We were retired! We were happy! We were on our way!

When we stopped that first night, we discovered we needed a water hose. The next night we met our first motor-homing couple. They could not believe we had bought a motor home without a test drive and then took off across country. We showed them our new water hose. They told us we needed to turn the water off going to the motor home, and only crack it open (we did not have a pressure regulator on the faucet). They gave us a list of things to get, and we spent the rest of the evening learning about life in a motor home. That experience still seems like it was only a day ago. Time warp?

Can you remember an "old decade" back when a decade was a long time? Remember the bag cell phones? How about \$3 for 24 hours' use of another company's network? I have one story about our bag phone: We were leaving for Alabama and

gave our number to a "trusted friend" and told him to call only if there was an emergency. A few hours into our trip, the bag phone went off. Yep, it was our friend and he was just trying it to see if it worked. I believe it cost \$7 or \$10 for a five-minute call.



Enough of our trip down memory lane. I want to talk about how fast a decade can go and how quickly time can slip away.

We attended a lecture at a rally a long time ago, and the one thing I remember was the speaker's use of a measuring tape to make a point. He gave us the statistics for how long a man born in a certain year could expect live; he then pulled the tape out to 75 inches, one inch for each year. Then he showed us where he was on the tape, and his time left was short, very short.

If you start this day, you can still do all the things you've dreamt of and you will be surprised at how well it comes out. Our experiences in following our dream of an owner's club turned out so much more wonderfully than we ever expected.

During our seven-plus years full-timing, we met a lot of people and most of them would fit into two categories: those who wanted to get a motor home and travel, and those who intended to travel, but did not.

Take this day and start living your dream. A decade will be over before you know it and this is the day to start! ❖



Observations from the Co-Pilot's Seat

So You Want to Sell Your Discovery by *Nina Lee Soltwedel*

If you look on page 21, you'll see quite a few Discovery motor homes for sale. The listing there is very brief due to space limitations. However, every listing also appears on DOAI's website (www.discoveryowners.com) in its entirety, accompanied by color photos where available.

Probably fuel prices over this past year spurred many to make the decision to sell their rigs. And there are those who want to move up to a new model, with more bells and whistles.

Last year an acquaintance and Discovery owner decided to get a new rig, but needed to sell her current D first. She had great fortune; it sold within two weeks of listing. Obviously, timing played a big part in her experience, but it was also a case of doing research first and then placing sale ads wisely. I asked her how she did it, and here's what she wrote:

"The process of selling one's coach is time consuming and somewhat intimidating. If you have the stomach for it, it certainly will give you a much better chance to sell at **true retail value**, and then you can buy at huge discounts below retail.

"We found that the local newspapers and the [nearby large city] papers were actually a better source than all the Internet sites which charge you to place your coach and pictures on them. Those sites bring you dealers and other buyers from all over the country who are intent on stealing coaches from people who may be desperate ... they will offer you ridiculously low amounts sight unseen!

"You must be certain of the NADA book value, which you can get for free from the NADA website itself. This will protect you and support your asking price. Dealers, especially, will try to tell you what the book value is (which is, of course, low wholesale with no options credited) or that nobody's buying diesels now, or that they can guarantee you only wholesale if you consign with them, and anything they get over that, they will keep. Yes, they need to make a living, too, but there's a fine line that shouldn't be crossed."

Showing Your Rig

If you decide to put your ad on the DOAI website, and/or other sales sites, you'll want to include color photos. Here are some tips which may help you:

- ▶ **Interior 1:** Just as when one prepares a home to be sold, the interior of the rig needs to be spick and span (naturally), and the personal-type stuff put away out of sight. And, of course, one would never leave an empty pop can setting on a counter, or a pair of shoes on the floor, or a wadded up afghan on a chair, a dishtowel hanging off the edge of a counter, etc. In other words, to show the inside, it needs to look *almost* showroom-ready. The problem is, when we live with something every day, we don't see it the way someone seeing it for the first time does. Before that first

interior photo is taken, take an objective look at the entire interior, pretending to see it for the very first time. Not an easy task, but it can be done. Another tip: stand in front of the large mirror in the kitchen/dining area, look into mirror to see the room behind you in reverse. Something out of place may pop out at you. Seeing a room from a reverse perspective is a great way to catch things.



- ▶ **Interior 2:** To get the best photographic results, turn on all the lights, and raise up the night shades. If it's an overcast day, experiment with the day shades raised as well. The more good indirect light you can get, the better your photographic results. Don't forget to aim the camera so you won't get flash-back from a mirror. If you stand at the front of the D and point the camera toward the back, the flash can reflect off the closet mirror or the mirror behind the bed.

- ▶ **Exterior 1:** It's tempting to put the slides out before taking the exterior photo, but this does tend to make the rig appear short. To achieve the long, sleek look for the "whole rig" shot, leave the slides in and the awnings up. The ad copy can state that awnings are included, and also how many slides, so the message will still get across. A full-width shot will show better than a shot from the front outside looking toward the rear (or vice versa). Don't forget to take close-up shots of any exterior special items, such as the outdoor entertainment option, spotlight, etc.

- ▶ **Exterior 2:** When taking the exterior photo, try to eliminate any bushes or tree limbs which can obscure your Discovery. The photos on the web site are not large, so if any portion of the rig is hidden by foliage, you aren't showing your Discovery to its best advantage.

I hope some of this is helpful to you when you get ready to sell your Discovery (to move up to a new Discovery, right?). Good luck! ❖

WANTED

Advertisers for this
newsletter.

Contact editor for details.
Toll-free 888.786.2962 or
doaiexpress@discoveryowners.com

Helpful Hints for RVers

A Cautionary Tale About Aerosol Cans by Mike Hondros

Today I was putting a can of WD-40 away in the motor home, and I couldn't find the cap. That got me to thinking and I remembered an incident:

Back in the '90s, I was the super on the Atlantic City Caesars Casino expansion. One day, while walking through the site, I heard a loud explosion. Everyone was running around, looking for what happened. It turned out a sheetmetal worker on the fourth floor had forgotten the key to his gang box. He asked the ironworker, who was cutting some steel with a torch, if he would cut off the padlock.

The next thing they knew, they were unconscious, lying on the floor. The lid to the toolbox had landed on the ground, four floors down, without hitting anyone.



It turned out that the night before, the sheetmetal worker had placed a can of WD-40, minus its cap, in the box, and had placed something on top of it. The can of highly explosive vapor emptied overnight, and all it took was the spark from the torch to set off the blast.

I'm just passing this along, as we've all lost the cap off of spray cans. The result could be disastrous. Those two guys were lucky; all they lost were their eyebrows and mustaches. ❖

Editor's Note: Thanks, Mike. Safety is important and we appreciate your warning. **Aerosol cans have those caps for a reason.** Mike posted this on the eGroup and gave his permission to have it reprinted here.

Discovery Owners Association, Inc. Membership Application

Welcome to an organization open to all owners of Discovery motor homes by Fleetwood RV. DOAI is an organization intended to foster social opportunities and information exchange among members.

Dues are **\$20.00** for the first year (includes one-time \$4.00 administrative fee); **\$16.00** for one-year renewal; **\$45.00** for three years, or **\$75.00** for five years.

PLEASE...PAYABLE IN U.S. FUNDS ONLY!
Questions? Call 888.594.6818

Mail the form below with your check payable to *Discovery Owners Association, Inc.* to:

Portia Williams, Membership Director
P. O. Box 95
St. George, UT 84771-0095

Last Name _____ First _____ Spouse/Partner Name _____

Address _____

City, State/Province, ZIP+4 Code/Postal Code _____

Home Telephone _____ Cell Telephone _____

Discovery Year and Model _____ E-Mail Address _____

Is this your first RV? Yes _____ No _____ Are you a full-time or part-time RVer? _____

Who recommended DOAI membership to you? _____

Check enclosed for \$ _____ representing (*check one*): One year Three years Five years

Items for Sale

*This page is available to DOAI members, free of charge, on a space-available basis.
Because of space limitations, all sale ads for motor homes are extremely brief.
Complete information, plus color photos where available, are included on the DOAI website.*

Discovery Motor Homes for Sale



1998 - 36T: Jane Colburn; 727.938.5713; cell 727.460.2250; mzjane31@yahoo.com
\$68,000



1999 - 36T: 59,000 miles, optional 1991 Tracer wagon. **Rob Hess;** 918.756.1316; fax 918.756.1315; rhess@firstokmulgee.com **\$64,000 with tow car; \$63,000 without tow car**



1999 - 36T: 37,900 miles, new batteries (2 years), new tires at 33,000. **Dean Want;** 407.273.4927; deanwant54@msn.com
\$70,000 Negotiable



1999 - 36T: 26,500 miles, 1999 Suzuki used as tow car for \$6,800. **Hank Zimmerman;** 520.825.4647; maryz37829@msn.com **\$68,900**



1999 - 37V: 44,000 miles. **Robert Santopadre;** 504.464.0594; 504.723.2113.
\$74,900 OBO



2000 - 36T: Ernie Livingston; 864.839.2766; herbies@bellsouth.net
\$74,995



2000 - 37V: 49,000 miles. **Bob Larkin;** 480.802.3826; larkinb@wbhsi.com
\$79,000 Negotiable



2000 - 37V: 12,500 miles. **Robin John Tewes;** 512.917.0800; rtewes@earthlink.net **\$80,000 OBO**



2001.5 - 37: Richard Blakely; 281.655.1652; rablakely53@hotmail.com
\$75,000 Negotiable

2001.5 37U: 40,000 miles, 2006 Suzuki also available. **Marvin Anderson;** 715.635.9569; carmar54028@yahoo.com **\$95,000**



2002 - 38P: Low miles. **Raymond Martin;** 813.642.9248; dwe1835@wmconnect.com
\$102,500



2003 - 39S: 14,600 miles, plus 1997 Jeep Cherokee. **Burell Boyd;** 256.796.2668.
both \$115,000; RV only \$110,000



2003 - 39S: 25,650 miles. **Ritch Haenke;** 512.633.3909; rhaenke@sbcglobal.net
\$117,000



2003 - 38U: 37,000+ miles, **Denny Myhre;** 417.593.9177; dmyhre943@aol.com **\$105,000**



2004 - 39S: 11,500 miles. **Paul Martin;** 860.928.1425; crosscut93@sbcglobal.net
\$132,000

2006 - 39C: 13,000 miles. **James Rifenberg;** 561.329.4729; jimmyrife@aol.com **\$150,000 OBO**



2006 - 39L: 4,000+ miles. **Donnie Herron;** 803.225.0264; 803.854.0917; therron@fic-i.net **\$167,995**

Discovery-Related Items for Sale

HUBNUT WRENCH: Donald Cullins, 9025 Robinhood Cir., Westerville, OH 43082-9665; scdc432@sbcglobal.net. **\$12.95 each plus \$3 s/h**

SPLENDIDE 2000 WASHER/DRYER, NEVER USED. Will deliver within 100 miles of Las Vegas, Nevada. **Dennis Zamba;** minnow28@cox.net **\$450**

Discoverys in the Desert

**PUEBLO EL MIRAGE RV & GOLF RESORT
EL MIRAGE, ARIZONA
NOVEMBER 6-10, 2007
TOURS: NOVEMBER 5 AND 6; GOLF: NOVEMBER 5**



REGISTRATION FORM – Please PRINT legibly or TYPE all information

Pilot's Last Name _____ First Name _____
 Served in the Military? Yes _____ Branch of Service _____
 Co-Pilot's Last Name _____ First Name _____
 Served in the Military? Yes _____ Branch of Service _____
 Street _____ City, State, ZIP+4 Code _____
 Home Phone _____ Cell Phone _____ Other _____
 Need handicap parking? Yes _____ E-Mail _____
 DOAI # _____ DOAI Region Affiliation _____ First National Rally? _____
 Are you? DOAI Officer _____ Chapter Officer _____ Chapter _____
 Guest(s) Name, City, State _____

Registration:

\$220.00 per coach with two adults (November 6-10) \$ _____
 \$180.00 per coach with one adult (November 6-10) \$ _____
 \$60.00 each additional person (November 6-10) x _____ persons = \$ _____

Early Arrival and Events – see early arrival details and info on events on next page → → → →

Sun. Nov. 4 _____ Mon. Nov. 5 _____ x \$30.00/night = \$ _____
Tour 1: Mon. Nov 5 - Heard Museum (limit 50) \$20.00 x _____ persons = \$ _____
Tour 2: Tues. Nov. 6 - Tent City/Stoudemires (limit 30) \$15.00 x _____ persons = \$ _____
Golf: Mon. Nov 5 - \$50.00 x _____ persons = \$ _____
 \$20 DOAI membership (if not already a DOAI member) \$ _____
 → → **MAKE CHECK PAYABLE TO: DISCOVERY OWNERS ASSN., INC.** Check Enclosed \$ _____

MAIL CHECK AND REGISTRATION FORM TO:

Geri Cozens, Registrar, PO Box 17402, Munds Park, AZ 86017-7402

QUESTIONS? Call Geri (toll-free 888.857.7048) or send e-mail (geraldine@edcozens.com)

REGISTRATION MUST BE RECEIVED BY OCTOBER 15, 2007

LATE REGISTRATION - \$25 LATE FEE, AND SUBJECT TO SPACE AVAILABILITY

CANCELLATION PRIOR TO OCTOBER 15 WILL BE BY INDIVIDUAL CASE ONLY

NO REFUNDS AFTER OCTOBER 15 – No SHOW, No REFUND

LIMIT OF 150 COACHES

→ → **COPY FORM FOR YOUR RECORDS** ← ←

YOU WILL RECEIVE A CONFIRMATION OF YOUR REGISTRATION VIA E-MAIL.

2007 National Rally Notes

Early Arrival - Information Change!

If you wish to arrive before November 4 (no earlier than November 2), and/or you wish to stay beyond the rally (no later than November 12), you must make your reservations with the registrar of the rally, Geri Cozens (see e-mail address and toll-free number on registration form). Please contact her for complete instructions. More information will be on the DOAI website and in the next newsletter.

Things to Plan For

TEN-HUT! If you served in the U.S. military for any length of time, please consider sending a photo of yourself in uniform to the rally registrar. A tribute to the armed forces is planned, which will include photos of DOAI members who served our great country. If you have questions about photo format, please contact Geri Cozens as soon as possible.

Golf

Golf tournament on November 5 begins with lunch and practice balls at 12 noon; tee-off is at 1 p.m.

Tours

Tent City: This is the infamous prison created by Sheriff Joe Arpaio of Maricopa County, Arizona. Inmates live in tents, and are given healthy but meager meals, get no extra privileges such as cigarettes, coffee, magazines, or weight-lifting. The

only television they can view are the Disney and Weather channels. The county jail includes "Hard Knocks High," the only accredited high school in an American jail.



So that he would not be sued for discrimination, he established a chain gang for women. **Tuesday, November 6, leaving the resort at 10:15 a.m., returning after lunch.**

Stoudemires: Following the Tent City tour, you will be taken to Stoudemires for lunch. This restaurant was voted "best sports bar" in central Phoenix several years ago. It is named after Phoenix Suns superstar, Amaré Stoudemire, and includes a sleek, modern bar, billiards, a large dance floor, and wi-fi access. The lunch menu includes grilled salmon salad, pesto chicken sandwich, grilled fish tacos, and so much more. During lunch, articles from the Tent City store, including the infamous pink boxers, will be available for purchase.

Other Tours: In the works are tours to Cabella's, the Coyotes' and Cardinals' stadiums, and shopping trips. Keep current by checking in at the rally website often: www.geocities.com/discoverysinthedesert



More 2007 Sun-N-Fun Photos



Elizabeth and Bob Deal flank Marshall Godwin at the registration table



A full house at this well-planned rally, and they all enjoyed the great entertainment



Sue and Dick Smith with Willie and Peggy, who were big hits and very gracious to all

Rally photos by

Dick Smith

and

Teri Dykman



Peggy and Willie wishing Corky a happy goth birthday. That's Patti Brewer with Corky



Driven to Explore



THE LEADER AT EVERY TURN™

Thank you,
Newsletter
Sponsors!



Discovery Owners Association, Inc.
CELEBRATING DISCOVERY'S TENTH ANNIVERSARY YEAR

Portia Williams, Membership Director
P. O. Box 95
St. George, UT 84771-0095

ADDRESS SERVICE REQUESTED

ARE YOUR DUES DUE?
Please renew now!



1998 Discovery