

# Discovery Express



April 2011

Quarterly Newsletter of Discovery Owners Association, Inc.

Volume 13, Number 2

## Spring is here and life is good!

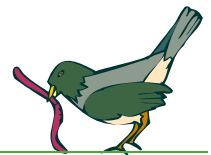


After a hard winter in many parts of North America, the coming of spring is like being let out of prison. We can hit the road, enjoy the burgeoning flowers and trees, and look forward to gathering with like-minded travelers such as fellow DOAI members. Life is good!

And **good** is the theme of this issue. We have lots of news about this year's national rally, information about all the benefits of membership in this club, more helpful articles that can make your adventures more fun, as well as reports from officers and chapters. Lots of **good** stuff! For example:

- ❁ **Circle the Ds in Shawnee:** What a grand time is being planned for you in Oklahoma this coming October. We've been teasing you with bits and pieces of information in previous issues. Now you can read the straight scoop on several features, and you can even **REGISTER ONLINE!** The fun starts on **page 20. Good plans!**
- ❁ **All things DOAI:** When you joined DOAI, you received a welcome packet that included information on what the club offers you. Since that may have been some time ago, we're refreshing your memory with a comprehensive list of membership benefits (there may be more than you remembered or imagined). It all begins on **page 14. Good info!**
- ❁ **How're we doing?** The treasurer's report for 2010 is included in this issue, and it's a close look at the money side of DOAI. Because of prudent decisions and hard work by many members, we're in the black. See **page 4. Good work!**
- ❁ **DOAI welcomes a new chapter!** Those intrepid Florida folks have banded together to create a new way to have fun. See **page 13. Good news!**

Happy "Discovery-ing"! We'll see you down the road.



### April issue highlights – more good things!

Sponsors and advertisers . . . . .	2	Helpful contacts for D owners . . . . .	9	Calling all craftspeople! . . . . .	20
Free classified ads . . . . .	2	Addresses of board, chapters, etc . . . . .	10	Calling all ladies! . . . . .	20
President's message . . . . .	3	Display ad . . . . .	13	Paid classified advertisement . . . . .	20
A free year earned . . . . .	3	All things DOAI . . . . .	14	Merchandise for rally . . . . .	21
Treasurer's report . . . . .	4	Display ad . . . . .	16	The search is on! . . . . .	21
Display ad . . . . .	4	RV industry improving . . . . .	17	Sealant follow-up . . . . .	21
Welcome new members . . . . .	5	Thoughts and prayers . . . . .	17	Random RV thought . . . . .	21
Serving DOAI is <b>good</b> . . . . .	5	RV doctor is in . . . . .	18	Rally tours and registration info . . . . .	22
No Shock Zone, part three . . . . .	6	Fire safety tips . . . . .	18	National rally registration form . . . . .	23
Region and chapter reports . . . . .	8	Polk's tips . . . . .	19	SE region rally photos . . . . .	24
Rally opportunities . . . . .	9	Circle the Ds in Shawnee . . . . .	20	DOAI membership application . . . . .	24

## DOAI thanks membership sponsors and advertisers

### Membership sponsors

We thank motor home dealers for supporting DOAI by paying for a year's membership for each purchaser of a **new or used** Discovery motor home:

Hayes RV. . . . .	888.429.3778 . . . . .	<a href="http://www.hayesrv.com">www.hayesrv.com</a>
Lazydays. . . . .	800.500.5299 . . . . .	<a href="http://www.lazydays.com">www.lazydays.com</a>
McGeorge's Rolling Hills RV SuperCenter . . . . .	800.462.2856 . . . . .	<a href="http://www.mcgeorgerv.com">www.mcgeorgerv.com</a>
PPL Motor Homes. . . . .	800.755.4775 . . . . .	<a href="http://www.pplmotorhomes.com">www.pplmotorhomes.com</a>
Tom Raper RVs . . . . .	800.727.3778 . . . . .	<a href="http://www.tomraper.com">www.tomraper.com</a>

If you would like to join this elite group or have questions, details are available from DOAI Membership Director **Portia Williams** at [doaimembership@discoveryowners.com](mailto:doaimembership@discoveryowners.com) or call 888.594.6818 (toll-free).

### Advertisers

We thank companies and individuals for supporting DOAI by placing their ads in this newsletter:

Barry Burdette/Tom Raper RVs . . . . .	800.727.3778 . . . . .	<a href="mailto:bburdette@tomraper.com">bburdette@tomraper.com</a>
Frank Cason . . . . .	423.552.5257 . . . . .	<a href="mailto:cason.frank@gmail.com">cason.frank@gmail.com</a>
MCD Innovations . . . . .	800.804.1757 . . . . .	<a href="http://www.mcdinnovations.com">www.mcdinnovations.com</a>
RV Fog Dr . . . . .	501.278.3015 . . . . .	<a href="http://www.rvfogdr.com">www.rvfogdr.com</a>

If you would like to advertise your business/service/product or have questions, details are available from DOAI Newsletter Editor **Nina Soltwedel** at [doaiexpress@discoveryowners.com](mailto:doaiexpress@discoveryowners.com) or call 303.570.2736.

## DOAI members' free classified advertising

DOAI members can have free classified advertising in the newsletter and online at no cost. Those items qualifying for free classified ad space are Discoverys for sale, RV-related items for sale or wanted, and member-owned RV-related businesses (i.e., campgrounds or tools, etc.). Free print classified advertising is limited to three lines, no photos. Free online classified advertising may include up to three photos, and may include as much text as desired ([www.discoveryowners.com/classifieds.htm](http://www.discoveryowners.com/classifieds.htm)). For more information, please contact editor at [doaiexpress@discoveryowners.com](mailto:doaiexpress@discoveryowners.com) or call 303.570.2736.

### Discoverys FOR SALE

**2002 38P:** Low miles, mint condition, garaged. Ray Martin; 813.642.9248; [franray1@verizon.net](mailto:franray1@verizon.net) **\$75,000**

**2003 39L:** 48km, new tires/batteries; full tile throughout. Sandy Fields; 830.632.9326; [thomfiel@earthlink.net](mailto:thomfiel@earthlink.net) **\$86,000**

**2006 39S:** 19km, many upgrades, outdoor kitchenette, more. Chris Coats; 770.537.8324; [ccoats@silvey.com](mailto:ccoats@silvey.com) **\$119,900**

**2002 38P:** 36km, new Norcold fridge, new spare tire, clean. Jackie Quinn; 936.931.2130; [della.quinn@gmail.com](mailto:della.quinn@gmail.com) **\$72,000**

**2010 40G:** King and bunk beds, residential refrig, low miles. Jack Siart; 714.454.5781; [jacksart@yahoo.com](mailto:jacksart@yahoo.com) **\$189,900**

**2002 37U:** 54km, clean, with Roadmaster Blackhawk tow package. Sam Hatcher; 850.387.0105; [samhatcher@cs.com](mailto:samhatcher@cs.com) **\$72,500**

**2000 37G:** 78km, one slide, full awnings, new TV. Evelyn Fuller; 702.528.8115; [eviefuller@yahoo.com](mailto:eviefuller@yahoo.com) **\$55,000**

**2006 39L:** 25km, garage kept, W/D, full awnings, Randy Smith; 423.956.4249; [dlhsmith@hotmail.com](mailto:dlhsmith@hotmail.com) **\$124,900**

**2004 39S:** 50km, garaged, convec/MW, range/oven. Mike Armijo; 505.822.8743; [armijomichael@msn.com](mailto:armijomichael@msn.com) **\$97,000**

**2004 39S:** 43km, garaged, no pets/smoke, front bra. Max Beidler; 731.431.3126; [maxbeidler@charter.net](mailto:maxbeidler@charter.net) **\$102,000**

**2007 39L:** 24km, outside enter. center, no smoke/kids. Richard Rehmer; 660.988.0299; [barehmer@yahoo.com](mailto:barehmer@yahoo.com) **\$133,900**

### Other RV items FOR SALE

**Rear wheel cover:** 2001 D, 47 $\frac{3}{4}$ " wide, 31 $\frac{3}{8}$ " high. Robert Wilkins; 419.753.2502; [nkvet@nktelco.net](mailto:nkvet@nktelco.net) **\$300** + shpg

**Oven:** From 1998 D, excellent condition. Jimmy Williams; 580.380.0000; [jpw3840@westok.net](mailto:jpw3840@westok.net) **\$100 OBO**



© 2010 Discovery Owners Association, Inc. (DOAI)

DOAI is not responsible for opinions or facts presented by contributors to this newsletter.

*Discovery Express* is a quarterly publication (January, April, July, October). Deadlines for copy are November 20, February 20, May 20, and August 20. Members are encouraged to submit articles, tips, questions, and/or comments. *All submissions will be acknowledged.* If acknowledgment is not received within a reasonable time, please call the editor.

Thank you for subscribing to the electronic edition! If you ever wish to return to the hard copy, contact the editor.

#### Newsletter Editor

Nina Soltwedel  
4736 Harwich St.  
Boulder CO 80301-4217  
303.530.0775; 303.570.2736  
[doaiexpress@discoveryowners.com](mailto:doaiexpress@discoveryowners.com)

Contact the DOAI membership director as soon as any of your contact information changes; i.e., mailing address, telephone number, email address, Discovery year, etc.

#### Membership Director

Portia Williams  
P. O. Box 95  
St. George UT 84771-0095  
Toll-free 888.594.6818  
[doaimembership@discoveryowners.com](mailto:doaimembership@discoveryowners.com)

#### DOAI Website

[www.discoveryowners.com](http://www.discoveryowners.com)

#### DOAI Yahoo! Group

<http://groups.yahoo.com/group/discoveryownersassociation/>

#### Access Back Issues

[www.discoveryowners.com/newsletters.asp](http://www.discoveryowners.com/newsletters.asp)



### Are Your Dues Due?

Find your membership renewal date at  
[www.discoveryowners.com/members.asp](http://www.discoveryowners.com/members.asp)



President  
Marshall Godwin

## President's message

2011 is off to a great start. We held a successful southeast region rally at Lazydays in early February and now look forward to a wonderful national rally this October in Shawnee, Okla. These major rallies provide an excellent opportunity to get to know other DOAI members and share common experiences related to owning and operating our rolling condos. If circumstances allow, please plan to attend the Shawnee rally. See more details beginning on **page 20**.

Our association is in very good shape. We are financially sound with stable membership. Our net worth and total membership is up from this time last year. We are unique among motor home owner associations in that we are dedicated to one model, Discovery by Fleetwood. That fact allows us to better share specific information among our members through the DOAI website bulletin board, Yahoo egroup, quarterly newsletter, and rally seminars. I believe you agree; we provide great value for the small annual dues.

We have a new chapter. A group of Florida DOAI members organized the Florida Discovery Sunshiners while at the Lazydays rally. The new chapter is off to a fast start. They are very well organized and extremely enthusiastic. I thank **Ron Wacker** and the other founding members for starting the chapter. Florida has the second largest number of DOAI members. I encourage all you Florida folks to attend an upcoming Florida Discovery Sunshiners chapter rally and join this great group.

I want to remind you again about the upcoming elections. All board positions are up for election. Please consider serving on the board or help identify other well-qualified candidates. See more about the elections on **page 5**.

Most of you know that **Dick Snyder** passed away in January. Dick served on the board for a number of years, first as north central vice president, and then national rally master. He was a good man: quiet, confident, strong. Dick was devoted to his family. He took great pleasure in serving DOAI and enjoying time with his extended Discovery family. He will be missed.

I wish all of you smooth roads and safe travels. I hope to see you at a rally in the near future. ❖



## Another member earns a year!

We congratulate **Joe and Justine Stewart**, who have earned another year's free membership because they recommended DOAI membership to various Discovery owners they met in their travels – and three joined!

You, too, can earn a year's free membership. Simply recommend membership to those D owners you meet, give them a comp copy of the newsletter, and be sure your name is inserted in the line (on the application form) that asks, 'who recommended membership to you?' Extra copies of the newsletter and a few copies of the brochure can be gotten from your region's vice president (see listing on **page 10**), or from our membership director, **Portia Williams** ([doaimembership@discoveryowners.com](mailto:doaimembership@discoveryowners.com)).

If you have done this in the past, and wonder if any of those people did indeed join, all you have to do is send a note to Portia. She'll check her records and let you know. ❖



## Treasurer's report

### January 1-December 31, 2010 financial statement

Treasurer  
Pete Palasota

Despite tough economic times, especially for the RV industry, our club is still in good financial condition. By cutting some expenses, and increasing membership and advertising income, we have managed to increase our net worth.

Without raising dues, 2010 membership income increased by more than \$2,000 over 2009. Advertising income increased from \$10 in 2009 to \$1,460 in 2010. This testifies to the fact that the industry is recovering and advertising in our newsletter is a good value. On the negative side, we lost the last of our financial support from Fleetwood, which amounted to \$2,500.

We were also able to decrease ordinary expenses by nearly \$3,500. The largest decrease was in newsletter expense. This was accomplished by changing the print newsletter from color to black and white, and by members electing to get their newsletter in full color electronically. As more members take the electronic option, newsletter expenses will continue to decrease. This will result in more funds for other uses and could prevent a future dues increase.

Again, our club is in good financial condition. Thank you for your support. ❖

### Statement of Receipts and Disbursements

Receipts:	
Dues .....	\$23,409.00
Interest income .....	818.17
Advertising .....	1,460.00
<b>Total .....</b>	<b><u>\$25,687.17</u></b>

Expense Disbursements:	
Newsletter .....	\$ 9,304.99
Membership expense .....	2,394.38
Insurance .....	2,845.00
Rally supplies .....	894.00
Member care .....	21.86
Website expense .....	1,990.09
Rally fee reimbursements .....	3,405.00
Office supplies, postage, misc. ....	141.90
PayPal charges .....	470.17
Other expenses .....	36.52
<b>Total ordinary disbursements .....</b>	<b><u>\$21,503.91</u></b>
<b>Ordinary receipts over</b>	
<b>ordinary disbursements .....</b>	<b><u>\$ 4,183.26</u></b>

Other receipts:	
Rally income over expenses (net of \$2,000 rebates) .....	\$2,596.50
Other disbursements:	
Rally advances .....	350.00
Mdse expenditures over income .....	<u>1,133.48</u>
<b>Total receipts over disbursements .</b>	<b><u>\$5,296.28</u></b>

Beginning cash balance 1-1-2010 .....	\$61,026.21
Ending cash balance 12-31-2010 .....	<u>\$66,322.49</u>
<b>Cash increase .....</b>	<b><u>\$ 5,296.28</u></b>

### Balance Sheet as of December 31, 2010

Current assets:	
Petty cash .....	\$ 550.00
Cash in bank .....	42,035.91
Certificates of deposit .....	23,327.63
PayPal account .....	408.95
<b>Total current assets .....</b>	<b><u>\$66,322.49</u></b>
Other assets:	
Merchandise inventory .....	\$ 3,635.37
Rally advance .....	350.00
<b>Total other assets .....</b>	<b><u>\$ 3,985.37</u></b>
<b>Total assets .....</b>	<b><u>\$ 70,307.86</u></b>

Liabilities and net worth:	
Prepaid memberships .....	\$13,500.00
Net worth .....	<u>56,807.86</u>
<b>Total liabilities and net worth .....</b>	<b><u>\$70,307.86</u></b>

Standard in the  
2011 Discovery  
and now  
available for  
**YOUR** coach

**American Duo™ Day/Night Shades**  
*Simply Beautiful in  
Design and Function*

**MCD** 800.804.1757  
www.mcdinnovations.com



Membership dir.  
Portia Williams

## We welcome new members to DOAI

**D**OAI's membership rolls were increased when these good people joined our club. This report is as of February 20, 2011. Please watch for them at chapter and national rallies, and be sure to extend the hand of welcome!



Feducie Allard/Lynda Ferland, Vandreuil-Dorion QC  
 Jeff/Lisa Baker, Arlington TX  
 Stephen Baugh, White Hall AR  
 Allan/Paula Beeney, Ephrata WA  
 Troy Blankenship, Tustin CA  
 Barbara/Clinton Boyd, Ocoee FL  
 Russell/Judy Boyd, Catawba NC  
 Aaron/Krista Brown, Fairview TX  
 Bill/Nanci Burney, Placentia CA  
 Larry/Kris Carpenter, Rockford IL  
 Anthony Castellano, Saint Petersburg FL  
 Ronnie/Joyce Champion, Branson MO  
 Karen Champion/Alan Word, Spring TX  
 Rufus/Doris Clanzly, Columbia MD  
 Ralph/Cheryl Cobb, College Station TX  
 Keith/Sherry Corbett, Midland TX  
 Thomas Crawford, Pittsburgh PA  
 Allen Crites, Van Alstyne TX  
 Edward Crutchfield, Palm Harbor FL  
 Gregory/Marsha Davis, Orlando FL  
 Alle/Karin de Haas, Longmont CO  
 Robert Distefano, Port Saint Lucie FL  
 Dorina Doucet, Eel River Crossing NB  
 John/Mary Ann Drake, Lake Mary FL  
 Woody Dyche/Lana Hamilton, Albuquerque NM  
 James/Karin Dykes, Fort Pierce FL  
 Royce Eberding, Abbotsford BC

Hector/Edda Escarzaga, Hollywood FL  
 Joe/Dianna Fetro, Cocoa FL  
 Bob/Judy Floyd, Palm Harbor FL  
 Linda/Matthew Foster, Dayton OH  
 Larry/Helen Goins, Van Buren AR  
 Ludwig Goppenhammer/Alicia Johnston, Golden CO  
 William/ Griffin, Escondido CA  
 Todd/Candy Guilbeau, Arnaudville LA  
 Richard/Eloise Harris, Villa Park CA  
 Larry/Cathy Hawkins, Casa Grande AZ  
 Ron Hector, Dallas TX  
 Glenn Heseman, Chandler IN  
 Dale Hilton, Laurel MS  
 David Hobbs, Glen Carbon IL  
 Allen/Kim Holm, Placerville CA  
 Randy/Fran Jackson, Miami FL  
 Blair/Judy Jarcik, Novato CA  
 Rick Judd, San Antonio FL  
 Herb/Charlotte Kermick, Pensacola FL  
 Greg Krausman/Charlene Dolphin, Dubuque IA  
 Franklin/Julie Kremer, Pittsfield IL  
 James/Dina Lancaster, Littleton NC  
 Trent/Emily Lewis, Prosper TX  
 Chris/Susan Long, Lewes DE  
 Al/Marg Macklin, Sarnia ON  
 James/Barbara Mahan, Fairfax Station VA

William/Elke Marriott, Qualicum Beach BC  
 Jeffrey/Susan McAnally, Corvallis OR  
 Tim McDonald, Chesterfield VA  
 Mike McTasney, Temecula CA  
 Chad/Jen Nelson, Rice Lake WI  
 Elvis/Cynthia Paul, Lafayette LA  
 Nick/Pat Pequignot, Dayton OH  
 John/Kathleen Pirtle, Punta Gorda FL  
 Roger/Danielle Plourde, Mont Saint-Hilaire QC  
 Jerry/Penny Rose, Ten Mile TN  
 Larry/Patricia Runge, Hamilton NY  
 Skip/Carolyn Russell, Ruston LA  
 Mark/Brenda Sanderson, Hanover PA  
 Richard/Peggy Saum, Jacksonville FL  
 Michael/Judy Scott, Tucson AZ  
 Roy/Maggie Scott, Blythe CA  
 Philip/Donna Smith, West Lafayette IN  
 Jeff Southern, Rayville LA  
 Johannes Stocker, Broadus TX  
 Roni/Debbie Sumich, Metairie LA  
 William/Judith Taylor, Paris KY  
 David/Valerie Tennesen, Camarillo CA  
 Clarence/Karla Vappie, Baldwin LA  
 Ron/Donna Wacker, Clearwater FL  
 John/Cheryl Ward, Huron OH  
 Pete/Linda Whiddon, Chattahoochee FL  
 Dave/Virginia Whitford, Monroe WA  
 Jean Zidek, Cape May Courthouse NJ ❖

## Serving DOAI is a good thing, and rewarding, too!



Past president  
Phil Yovino

**I**n the last issue of *Discovery Express*, I talked about the importance of our members to hold office, to bring needed new ideas and direction to DOAI. This is your chance to come forward and make a difference.

DOAI has a lot to offer our members, and our members have lots to offer each other. Just viewing our website, reading the members' requests for help in different subjects, is great. The real treat is the number of responses members come up with to solve problems. This can be in a number of different categories. It's about members helping members to better enjoy their Discovery. I don't know of another RV club that has as rewarding a site for their members as we do.

Being a member of the board has its rewards, as well. You can take part in the everyday decision making.

At present, we have several board positions (officers and region vice presidents) open due to term limits or death of a member: president, executive vice president, national rally master, north central region vice president, south central region vice president, and southwest region vice president.

Filling these offices is a must, but all board and region vice president slots are open for nominations. If you would like to make a difference and be part of our governing board, now is the time to jump in and help DOAI to continue to be the leader in the RV club field. Just contact your region vice president or me ([pdyo@sbcglobal.net](mailto:pdyo@sbcglobal.net)), and we can make it happen. Thank you for being a member ... we need you! ❖





Mike Sokol

## No shock zone

### Understanding and preventing RV electric shocks, part three

This series of articles is provided as a helpful educational assist in your RV travels, and is not intended to have you circumvent an electrician. If you feel you have a dangerous electrical condition in your RV or at a campground, make sure to contact a qualified, licensed electrician.

#### Reruns

Last time, we learned how to read a basic digital volt meter and test a 15- or 20-amp standard outlet such as you might find in your living room or RV interior. Now it's time to move up the ladder to testing 30- and 50-amp campsite outlets. Again, you'll be handling live voltage, so take all safety precautions.

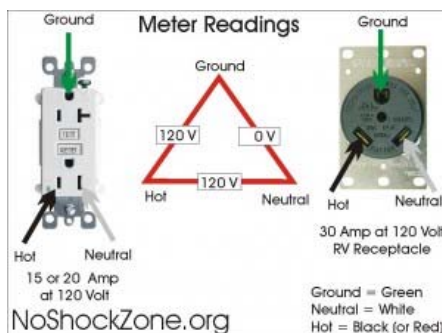


- 1 Only use one hand to touch the meter probes or campsite pedestal. Electricians are taught to put their other hand in their back pocket so they don't lean on anything.
- 2 Don't stand on wet ground while testing outlets. If the ground is perfectly dry, you should be safe wearing dry sneakers. If not, then put a dry rubber shower mat down on the ground to stand on while checking voltages.
- 3 Always make sure to turn off the circuit breakers on the power pedestal before plugging or unplugging your RV to/from campsite power.
- 4 Safety or even standard prescription glasses are highly recommended. These don't have to be anything fancy, but if something goes wrong, you'll be glad you were wearing glasses. I owe my eyesight to the fact I was wearing glasses when an electrical panel shorted out right in front of my face. It's cheap insurance.

#### Bigger outlets

Today's RVS have much greater power requirements than those of even ten years ago. You have lots of appliances, so that single 20-amp outlet can't provide enough current. This is when you need to step up to 30-amp outlets at the campsite. Let's see how they're wired.

Here's a side-by-side comparison of both a "home-style" 15- or 20-amp outlet on the left and a special "RV" 30-amp outlet on the right. Next time, we'll get into how



the amperage rating affects the number of appliances you can run, but for now we're just measuring voltages.

The first thing you need to note is the orientation of the ground lug on both sockets. Last issue, we used a 20-amp outlet for an example with its U-shaped ground lug at the bottom, while in this picture the ground lug is at the top. That was not a mistake, as most home outlets are wired with the ground at the bottom, and most electrical panels are wired to more recent code with the ground at the top. It doesn't really matter which way the socket is wired as long as you keep your own head right side up. So if you're looking at an upside down outlet, turn the illustration upside down to match the outlet.

While most casual RVers will recognize the little U-shaped hole as the ground, it's the other two slots that get confusing. As we learned in Part Two, on a 15- or 20-amp outlet, the taller slot is always the neutral wire, and the shorter slot is always the hot wire. Here's a little more info: if you peek inside an electrical panel or extension cord plug, the ground wire is always **green**; the neutral wire is always **white**; and the hot wire is always **black**. This holds true for both the pedestal outlets, as well as any extension cord you may have. However, on a 30-amp outlet, there's no difference in size between the hot and neutral slots when viewed from the outside. So here's where you just have to remember this fact or print this page out. Think: While looking at the front of the outlet, if the ground is at the top, then the **white is on the right**. That's how I remember it. If you're looking at the back of the receptacle, you'll see two different colored screws, and the white wire goes under the white screw while the black wire goes under the brass screw – but we're getting ahead of ourselves as that's a future article on testing extension cables.

Remember to set your voltmeter to an AC voltage scale more than 250 volts, typically 600 or 750 V AC. Plug your meter leads into the **black** COM and **red** VOLTS connections on the meter, and get ready to poke the meter probes into the receptacle. Now turn on the circuit breaker in the campsite pedestal and push in the reset button on the GFCI if it's popped out.

You can see from the **red** triangle diagram in the middle of the illustration that from ground to neutral you should measure close to 0 (zero) volts. From hot to neutral you should measure around 120 volts, and from ground to hot you should also measure around 120 volts. Probe between each two slots and note whether the voltages are correct. Be especially careful that the neutral to ground reads 0 (zero) volts and the hot to ground reads 120 volts. If not, then the polarity of the plug is reversed and your RV could exhibit a hot-skin condition or trip an internal circuit breaker when you plug it in, depending on how it's wired.

You can accept as low as 115 volts and as high as 122 volts, and a ground wire could have up to 2 volts between itself and neutral, but anything else more or less means the outlet is wired incorrectly so **do not plug in your RV!** Notify the campsite manager immediately and get this checked out by an

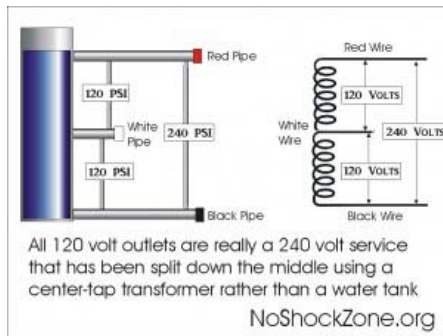
*Continued on next page...*

## No shock zone, continued

electrician. Do not open the pedestal box yourself and poke around inside.

### What's this 240-volt thing?

Perhaps the most confusing part of hooking up an RV is that some plugs are 120 volts, while others that look similar are 240 volts. Just how do they manage to get two different voltages out of the same wires? Glad you asked.

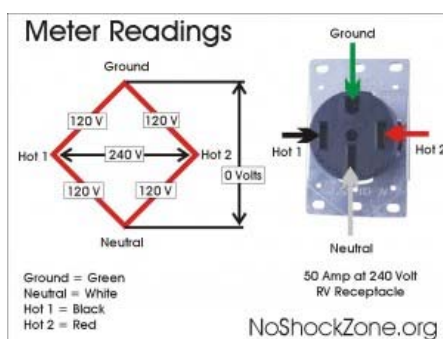


If you remember our water tank example from Part One, the taller the tank, the greater the pressure. And since voltage is really electrical pressure, the same idea holds true.

Look at the tank on the left and imagine you have a pressure gauge that reads the difference between two pipes. So if you read between the red pipe at the top and the black pipe at the bottom, your gauge (or meter) will indicate the full pressure, which is in this case 240 psi (pounds per square inch). However, if you hook up the gauge (or meter) from a center pipe to either the top or bottom pipe, it will indicate exactly half the pressure, which in this case is 120 psi. The exact same thing happens at the power transformer on the pole feeding into your house or RV site. You really have 240 volts available, but there's a center tapped transformer rather than a pipe. So if you connect a meter (or appliance) between the red and black wires, it will receive the full electrical pressure, which is 240 volts. But pick only the black or red hot wire and hook the other side of your meter or appliance to the center-tap white neutral wire, and you'll have exactly half of the full voltage, which will be 120 volts.

### 50-amp outlets

If your RV has a 50-amp, 240-volt plug for its power connection, you really have to understand what you're hooking into and testing is critical.



Take a look at the right side of this illustration. You'll see a standard 240-volt, 50-amp receptacle as found in many campgrounds. Look on the left and you'll see that the slots are placed like a

little baseball diamond. If it's oriented according to code with the U-shaped ground at the top, then follow along. If you plug your meter probes from home plate (neutral) to first base (hot

2), you should read around 120 volts. From first base to second base (ground), you should also read 120 volts. From second to third base (hot 1) should read 120 volts, and finally from third base back to home, you should read about 120 volts. Now, from home plate to second base, you should read 0 (zero) volts, and from first base to third base you should read 240 volts. So, as you move your meter probes around the bases, every slot to the next slot should read 120 volts. As you read sideways across from the left side (hot 1) to the right side (hot 2), you should read 240 volts. And, as you measure from top (ground) to bottom (neutral), you should read 0 (zero) volts. If your meter reads anything else, **stop immediately**, shut off the circuit breaker and notify the campground electrician. Do not plug in your RV or any other gear, as it could be damaged or you could be electrocuted.

### Thanks for the memories

You don't have to remember all these connections we've discussed as each of the plug diagrams above has been scaled for printer output at [www.noshockzone.org](http://www.noshockzone.org). All you have to do is left-click twice on the diagrams, left-click the expand box in the upper right corner of the picture, then right-click to print them out on a color printer. *[Editor's note: Since these articles are printed in this newsletter, all you have to do is make sure your copies of Discovery Express accompany you whenever you and your D head down the road.]* Put these pages in a notebook and you'll always have a power plug reference for when you roll into a new campsite. After a few times, it will seem quick and simple, but don't become complacent. You could test 99 campsites as perfect, but it could be number 100 that has a wiring issue that could electrify the skin of your RV or destroy every electric appliance you have plugged in. Don't take a chance. **Always test before plugging in.** And, as always, if you think there's an electrical problem with your RV or campsite outlet, don't try to fix it yourself. Get a licensed electrician to make the repair. And, if you ever feel a shock from your RV, immediately get away from it and shut off the circuit breaker in the campsite pedestal. Then notify the campsite electrician and refuse to hook up power until the problem is resolved.

### Feedback

After you've read this article, take a trip over to [www.noshockzone.org](http://www.noshockzone.org) and send us your comments and suggestions. We love to know how we're doing with this important project. Part Four of this series will cover amperage and what it means before you plug into a campsite. ❖

© 2010, Mike Sokol. Reprinted with permission.

*Mike Sokol is the chief instructor for the HOW-TO Sound Workshops ([www.howtosound.com](http://www.howtosound.com)) and the HOW-TO Church Sound Workshops. He is also an electrical and professional sound expert with 40 years in the industry. Visit [www.noshockzone.org](http://www.noshockzone.org) for more electrical safety tips for both RVers and musicians. Contact him at [mike@noshockzone.org](mailto:mike@noshockzone.org)*

## Reports from DOAI regions and chapters



Region vice president  
Joe Stewart

### South central region

We in south central region hope that all of you had a most enjoyable Christmas and New Year during this remarkably unusual winter. Being a retired weatherman, I can't recall a period that the number of winter storms was as high as it has been this year and that the temperatures have been as cold and as far south as it has.

Justine and I spent most of December and part of January in Arizona and experienced sub-normal temperatures most of the time. After enjoying Christmas week with our daughter and her family in Mesa, we spent two or three weeks in Yuma with **Nina and Bob Soltwedel** and a day or two with **Portia and Bob Williams**. We spent a week with the Discovery Texans (our chapter) in Brackettville, Tex., enjoying good food and time with old friends. The rally was held at historic Fort Clark.

In March the Discovery Texans rally was held near New Braunfels, Tex., and was extended two extra days to enable members of the three south central region chapters working on the 2011 national rally to get together and coordinate final planning for the event.

I ask that you all consider the upcoming election. If the other regions are having the difficulty in finding individuals to run for office as I think they may be, please stop and give serious thought about volunteering to run for office. I know there several national positions that are available, from the president on down, including region vice presidents. Please consider and if you can, call your region vice president and volunteer.

I recently saw a 2006 Discovery 39L that made me absolutely upset and sick. The owner (I don't who or where they are from) wanted to replace their front TV with probably a 37-inch HD receiver as some of us have done. The RV tech they hired tore out and threw away **everything** above the windshield. All that remains up there is the wiring, and none of it is tagged as to what its purpose is. I bring this up to point out that we need to absolutely know and trust whom we ask to do any repair work or make upgrades on our rig. ❖



Chapter president  
Claire Weber

### Discovery Texans chapter

Nowhere else but Texas could you stay at a former army post, visit a canyon with pictographs, visit a shoe factory, and eat at one of the best Mexican food restaurants, all in one trip! The first rally of the year was based in Brackettville, Tex.

While the weather was nippy, we all had a great time. The Fort Clark Springs RV park resides on the former army post Fort Clark.

We were treated to a great walking tour of the fort and provided a great history lesson by our tour guide.

A number of us traveled to Seminole Canyon state park, where our tour guide led us down into the canyon to view the pictographs. Early man first visited this area 12,000 years ago,

a time when now-extinct species of elephant, camel, bison, and horse roamed the landscape. By 7,000 years ago, a new culture appeared in this changed environment. Despite the struggle for survival, some of these prehistoric people found the creative energy to paint the pictographs found in Fate Bell and other rock shelters of the lower Pecos river country.



The Texans, as usual, ate very well at their rally!

While some were touring the canyon, others were touring Del Rio, Tex. We all met at Manuel's Steakhouse. We had great Mexican food and lots of margaritas! Next we toured the SAS (San Antonio Shoe) factory. We left with a greater appreciation of what goes into a well-made shoe.

The tour of Fort Clark was a real highlight. Long after the horse soldiers' time had passed, Fort Clark was still a cavalry post. Wheeling in dusty drills and negotiating narrow canyon trails, the troopers of the 5th Cavalry maintained the army's historical presence on the Rio Grande. As many as 5,000 horses and the men who rode them called Fort Clark their home.

Somehow, we managed to squeeze in time for happy hours, breakfasts, dinners, and games such as dummy bridge, in the clubhouse of the park.

We held our next rally in the quaint town of New Braunfels, Tex., in March, and will report on that rally in the next issue. We have planned a rally in Lakehills, Tex., near Medina lake, May 18-21. If you are able to join us, please email our secretary, **Shirleen Smith** at [hanksmith91@satx.rr.com](mailto:hanksmith91@satx.rr.com). We enjoy having visitors at our rallies! ❖

*Report submitted by Shirleen Smith*



Chapter president  
John Bujnovsky

### Desert Rats chapter

The Desert Rats wish member, **Jack Mozley**, a quick recovery. Jack lost his speech while spending the winter in Mexico and was flown home for tests. Last I knew, he was still in the hospital awaiting results of the tests.

The Desert Rats now have a total of 12 coaches in the chapter. We are still in the process of collecting this year's dues.

*Continued on page 11...*



## Rally opportunities

You are welcome (and encouraged) to attend any of these rallies! For details, contact chapter president (see next page).

### March 2011 –

- 4-6 Louisiana Mudbugs, Canton, Tex.
- 17-19 Discovery Texans, New Braunfels, Tex.
- 30-4/3 Florida Discovery Sunshiners, Seffner, Fla

### April 2011 – ,

- T/B/A Desert Rats, Laughlin, Nev.
- 26-30 Discovery Pioneers, Roswell, N. M.

### May 2011 –

- 9-13 Blue Ridge Discoverys, Mount Airy, N. C.
- 16-20 Texas Disco Road Runners, Alpine, Tex.
- 18-21 Discovery Texans, Lakehills, Tex.
- 19-23 Mason-Dixon Discoverys, Lancaster, Pa.

### June 2011 –

- 2-5 Midwest Discoverers, South Lima, Ohio
- 5-11 Heartland Discoverys, Wisconsin/Michigan
- 15-19 Texas Disco Road Runners, Abilene, Tex.

### September 2011 –

- 11-16 Midwest Discoverers, Long Island, N. Y.

### October 2011 –

- 15-17 Texas Disco Road Runners, Thackerville, Okla.
- 17-22 DOAI national rally, Shawnee, Okla.**

### November 2011 –

- 2-6 Blue Ridge Discoverys, Dillard, Ga.
- 10-12 Discovery Texans, Tyler, Tex.

### Looking down the road (underlined subject to change) –

- 2012 DOAI national rally, Southwest region
- 2013 DOAI national rally, Southeast region
- 2014 DOAI national rally, Northwest region
- 2015 DOAI national rally, North central region
- 2016 DOAI national rally, Northeast region



## Helpful contacts for Discovery owners

Allison Transmission, GM Corp. ....	800.252.5283	Freightliner Custom Chassis Corp .....	800.385.4357
Atwood Mobile Products .....	800.825.4328	Fuel: cost calculator .....	<a href="http://www.fuelcostcalculator.com">www.fuelcostcalculator.com</a>
Camping/travel/rest areas/reviews/tips websites:		Fuel: local U.S. gas prices .....	<a href="http://www.gasbuddy.com">www.gasbuddy.com</a>
.....	<a href="http://www.aboutrving.com">www.aboutrving.com</a>	General Electric .....	<a href="http://www.geappliances.com/geac/">www.geappliances.com/geac/</a>
.....	<a href="http://www.accesscamping.com">www.accesscamping.com</a>	Goodyear Tire & Rubber .....	800.321.2136
.....	<a href="http://www.campingroadtrip.com">www.campingroadtrip.com</a>	Intellitec .....	800.251.2408
.....	<a href="http://www.findapark.mobi">www.findapark.mobi</a>	Kidde Safety products .....	800.880.6788
.....	<a href="http://www.interstaterestareas.com">www.interstaterestareas.com</a>	Kwikkee products .....	800.736.9961
.....	<a href="http://www.roadnotes.com">www.roadnotes.com</a>	Magnadyne .....	800.638.3600
.....	<a href="http://www.rvdumps.com/dumpstations">www.rvdumps.com/dumpstations</a>	MCD Innovations .....	<a href="http://www.mcdinnovations.com">www.mcdinnovations.com</a>
.....	<a href="http://www.rvingwithdogs.com/">www.rvingwithdogs.com/</a>	Michelin North America .....	800.847.3435
.....	<a href="http://www.rvparking.com">www.rvparking.com</a>	Norcold, Inc. ....	800.543.1219
Caterpillar RV engine support .....	877.777.3126	Onan .....	800.888.6626
Carefree of Colorado .....	800.621.2617	Power Gear .....	800.334.4712
Carriage Carpets (Shaw Flooring) .....	877.706.3054	Riverpark .....	800.442.7717
CCI Controls .....	800.521.5228	RV Fog Dr. ....	501.278.3015
Cummins, Inc. ....	800.343.7357	RVP (Coleman) .....	316.832.4357
Denso (call Fleetwood) .....	800.322.8216	RVP (Suburban) .....	423.775.2131
Discovery parts:		RV technical help .....	<a href="http://www.rvtechtips.com">www.rvtechtips.com</a>
Sullivan RV Sales & Service (Ind.) .....	800.720.0484	Spartan Chassis, Inc. ....	517.543.6400
Walt's RV Supplies (Calif.) .....	909.823.0563	Splendide .....	800.356.0766
DOAI name badges:		Theftford Corp. ....	800.521.3032
The Signman .....	407.365.3722	Trojan Battery Co. ....	<a href="http://www.trojanbattery.com">www.trojanbattery.com</a>
Dometic Corp. ....	800.544.4881	Velvac .....	800.783.8871
Fan-Tastic Vent .....	800.521.0298	Winegard .....	800.288.8094
Fleetwood RV, Inc., Decatur, Ind. ....	800.322.8216	Xantrex Technology .....	800.670.0707

**Additions to this list are welcomed!**

## DOAI board of directors, chapters and presidents, founder/president emeritus, and committee chairmen

### BOARD OF DIRECTORS

#### President

Marshall Godwin, 8071 Windsor Dr, King George VA 22485-5210; 540.663.3725; 540.379.6767; [marshall@megodwin.com](mailto:marshall@megodwin.com)

#### Executive vice president

John Baker, 8419 Clover Leaf Dr, Richmond TX 77469-4867; 281.341.7177; 281.814.0004; [bakerjohn@swbell.net](mailto:bakerjohn@swbell.net)

#### Vice president for development

Bob Soltwedel, 4736 Harwich St, Boulder CO 80301-4217; 303.530.0775; 303.513.8548; [bob.soltwedel@gmail.com](mailto:bob.soltwedel@gmail.com)

#### Secretary

MaryAnn Crowell, 207 County Rd 3000, Lott TX 76656-3828; 254.584.2400; 254.644.6225; [relxn1@aol.com](mailto:relxn1@aol.com)

#### Treasurer

Pete Palasota, 8106 Knottingham Dr, Waco TX 76712-3406; 254.772.3791; 254.722.2653; [petenmarthapal@aol.com](mailto:petenmarthapal@aol.com)

#### Vice treasurer

David Blomstrom, 7503 Foster Creek Dr, Richmond TX 77469-9766; 281.341.6962; 713.907.5022; [davidblomstrom@aol.com](mailto:davidblomstrom@aol.com)

#### National rally master

*Position is vacant*

#### Past president

Phil Yovino, 214 Fairfield St, Shoreacres TX 77571-7155; 281.867.1809; 713.203.3114; [pdyo@sbcglobal.net](mailto:pdyo@sbcglobal.net)

North central region vice president (IL, IN, IA, KS, MI, MN, MO, NE, ND, SD, WI, MB, NU, ON)

*Position is vacant*

Northeast region vice president (CT, ME, MA, NH, NJ, NY, OH, PA, RI, VT, NB, NL, NS, PE, QC)

Jack Romeyk, 14 Avondale Dr, Islip NY 11751-4402; 631.277.2157; 631.889.2731; [captjackro@yahoo.com](mailto:captjackro@yahoo.com)

Northwest region vice president (AK, CO, ID, MT, OR, UT, WA, WY, AB, BC, NT, SK, YT)

Bob Williams, 1103 W Eclipse Dr, Saint George UT 84770-8027; 435.652.9842; 801.971.6012; [rgwilliams@sisna.com](mailto:rgwilliams@sisna.com)

South central region vice president (AR, LA, OK, TX)

Joe Stewart, PO Box 9100-176, Bandera TX 78003-9100; 830.535.6633; 830.460.0683; [retafwx@aol.com](mailto:retafwx@aol.com)

Southeast region vice president (AL, DE, FL, GA, KY, MD, MS, NC, SC, TN, VA, WV)

John Ricciardi, 477 The Gardens Dr, Crossville TN 38555-0301; 931.707.9831; 252.619.7198; [john.l.ricciardi@gmail.com](mailto:john.l.ricciardi@gmail.com)

Southwest region vice president (AZ, CA, HI, NV, NM)

John Bujnovsky, 8129 Bay Colony St, Las Vegas NV 89131-6707; 702.360.9718; 702.528.2877; [jbrving@yahoo.com](mailto:jbrving@yahoo.com)

### CHAPTERS AND PRESIDENTS

#### Arizona Discovery Owners (AZ)

Ed Cozens, vice president, 719 E Marlette Ave, Phoenix AZ 85014-1503; 602.274.9422; [edcozens@yahoo.com](mailto:edcozens@yahoo.com)

#### Blue Ridge Discoverys (GA, NC, SC, TN)

Charlie Harvell, 952 Laurel Springs Ln SW, Marietta GA 30064-3961; 770.424.5439; 404.213.1639; [twoharvell@msn.com](mailto:twoharvell@msn.com)

#### Desert Rats (NV)

John Bujnovsky, 8129 Bay Colony St, Las Vegas NV 89131-6707; 702.360.9718; 702.528.2877; [jbrving@yahoo.com](mailto:jbrving@yahoo.com)

#### Discovery Pioneers (AZ, CO, KS, NM, UT, WY)

Terry Ven Roy, 2615 Lightning Way, Colorado Springs CO 80920-1412; 719.598.9238; 719.439.2743; [tvenroy@msn.com](mailto:tvenroy@msn.com)

#### Discovery Texans (TX)

Clare Weber, 15814 Pebble Bend Dr, Houston TX 77068-1210; 281.537.0804; 281.772.3630; [ec.weber@att.net](mailto:ec.weber@att.net)

#### Dixie Travelers (AL, MS, GA, FL)

Manuel Salter, vice president, 125 McKee St, Hueytown AL 35023-1318; 205.491.9383; 205.542.0990; [jlucky125@bellsouth.net](mailto:jlucky125@bellsouth.net)

#### Florida Discovery Sunshiners (FL)

Ron Wacker, 1720 Sherwood St, Clearwater FL 33755-2937; 727-430-4322; [discovery@rvfunhome.com](mailto:discovery@rvfunhome.com)

Heartland Discoverys (IL, IN, IA, KS, MI, MN, MO, NE, ND, SD, WI)

Bobby Simpson, 129 Ivy Ct, New Tazewell TN 37825-5399; 423.626.8038; 765.860.3591; [simy36@aol.com](mailto:simy36@aol.com)

#### Louisiana Mudbugs (LA)

Fred Reid, 311 Camille St, Alexandria LA 71301-2702; 318.448.8545; 318.446.2339; [fmreid@aol.com](mailto:fmreid@aol.com)

Mason-Dixon Discoverys (DE, MD, NJ, NC, PA, VA, WV)

John Ricciardi, 477 The Gardens Dr, Crossville TN 38555-0301; 252.619.7198; [john.l.ricciardi@gmail.com](mailto:john.l.ricciardi@gmail.com)

#### Midwest Discoverers (IN, KY, MI, OH, PA)

Jerry Call, 6825 County Road 16, Butler IN 46721-9417; 260.868.2580; 269.927.5397; [northpond@metalink.com](mailto:northpond@metalink.com)

Northwest Adventurers (AK, ID, OR, MT, WA, AB, BC, NT, SK, YT)

Gilbert (Wally) Wallington, 1729 S Fairway Dr, Pocatello ID 83201-2311; 208.237.4655; [gwallington@juno.com](mailto:gwallington@juno.com)

#### Texas Disco Road Runners (TX)

Jay Keneson, 404 Cypress Springs Dr, Spring Branch TX 78070-4640; 830.885.6043; 210.827.1855; [jayk@gytc.com](mailto:jayk@gytc.com)

### FOUNDER/PRESIDENT EMERITUS AND COMMITTEE CHAIRMEN

#### Founder/president emeritus

Jim Devine, 102 Rainbow Dr #242, Livingston TX 77399-1002; 970.209.4757; [f195810@gmail.com](mailto:f195810@gmail.com)

#### Membership director

Portia Williams, P O Box 95, Saint George UT 84771-0095; toll-free 888.594.6818; [doaimembership@discoveryowners.com](mailto:doaimembership@discoveryowners.com)

#### Merchandise director

Dick Tracy, 6 Cambridge Ct, Fleetwood PA 19522-1018; 610.207.2016; [dtracy@ptd.net](mailto:dtracy@ptd.net)

#### Newsletter editor

Nina Soltwedel, 4736 Harwich St, Boulder CO 80301-4217; 303.530.0775; 303.570.2736; [doaexpress@discoveryowners.com](mailto:doaexpress@discoveryowners.com)

#### Webmaster

Bob Cook, 876 Higgins Ave, Deltona FL 32738-7971; 386.860.8274; [webmaster@discoveryowners.com](mailto:webmaster@discoveryowners.com)

## Reports from DOAI regions and chapters, continued

We had a 'meet and greet' December 1 and had eight members attend. We discussed rallies for 2011 to try to increase the participation. We had our board meeting in early February and set up two rallies, one in March and one in April.

Our March rally at Terrible's Lakeside in Pahump, Nev. was attended by only three coaches. Hopefully, the April rally will have a higher attendance in Laughlin, Nev. Balance of the rallies will probably be in September and October due to many members leaving hot Las Vegas for the summer. ❖



Chapter president  
Bobby Simpson

### Heartland Discoverys chapter

The Heartlanders had a good time at the Lazydays DOAI rally. At our chapter meeting, besides the five coaches in attendance, we also had four of our members drive up from Fort Myers. We opened the meeting with a moment of silence in remembrance of **Dick Snyder**. Dick founded our chapter when he was the north central region vice president. He was also the engine that drove a lot of our activities. After the meeting, we relocated to a very good buffet restaurant and ate almost to the bursting point.

We will be having a rolling rally in late June. It will commence in Wisconsin and proceed around the northern coast of Lake Michigan, then down through lower Michigan. If anyone would like further details about this rally, contact **Jim Gravel** at jimgravel@aol.com. Another Branson rally is being considered before or after the national rally in Shawnee, Okla. Nothing firm at the present time.

Our elections will be held later this year. All four officer slots will be open. I will not be a candidate as I am in my fourth year, but the other three officers can succeed themselves, if they so desire. ❖



Chapter president  
Fred Reid

### Louisiana Mudbugs

The Louisiana Mudbugs started the year off with a rally in the heart of Cajun country, Breaux Bridge, La. Early arrivals started on Wednesday with the arrival of **Howard Campbell and Anita Scott**. **Buddy and Evelyn Sykes** arrived Wednesday, Evelyn with a broken arm. Buddy said he didn't throw Evelyn down, but we know differently. Thanks to Anita, Evelyn got connected with a great hand surgeon in Baton Rouge and had the wrist surgery on Friday.

**Fred and Donna Reid** arrived on Thursday as did **Lee and Lanell Breithaupt, Don and Frankie Caldwell, Joe and Glenda Reed, Keith and Carolyn Barnes, and Tom and Janice Ehni**. Because of medical problems, a number of our club members could not be present. Tom and Janice are new members from the False River area with roots in Acadiana. Lee was happy to hear that he may have some new golfing buddies.

On Thursday night, the group went to Crawfish Town to enjoy some of that great Louisiana cooking and atmosphere. Talking about atmosphere, Friday night we went to Mulate's

Cajun restaurant in Breaux Bridge to enjoy some more Cajun cooking and Cajun band. Howard and Anita could not resist the opportunity to do some dancing.

All of this was enjoyed from the comfort of Poche's Fish-n-Camp RV park. The park is located about seven miles off I-10 with full hook-ups and level pads. We were able to enjoy the camp more because **Anne and Johnny Gros** arranged for us to have the use of the meeting room for the duration of our stay. We had a full kitchen where we could enjoy breakfast every morning and the potluck dinner on Saturday night. We were joined that evening by **Clyde and Jerrie Dennis**, who drove over from the Lake Charles area to share the fellowship, and brought the good report of their grandchild's medical therapy.

Sunday morning came with a steady downpour, but we were able to say our farewells in a warm and dry building over one of the fishing lakes. The building was decorated for upcoming Mardi Gras. For those from other parts of the country, this would be an excellent place to stay during Mardi Gras and enjoy some to the parades in Lafayette. ❖

### Southeast region



Region vice president  
John Ricciardi

The 2011 southeast region rally was very successful, thanks to the Mason-Dixon chapter. I thank **Marshall Godwin**, the rally master, and **Helen Blackwell**, the registrar, for all their work. This rally had 76 coaches registered and six additional guests in DOAI member coaches. Of this number, twenty were first timers, including a new DOAI member who joined at the rally.

To add to the informative seminars conducted by DOAI members, Lazydays supplemented them with more seminars. As usual, Lazydays provided breakfast and lunch to all those attending. We also had three nights with meals and entertainment. Wednesday night was a potluck organized by **Mary Anne Weinberg**. The food was plentiful and delicious. After the meal, entertainment with many laughs was the "not-so-newly-wed" game, with contestants **George and Nancy Bender, John and Pam Wright, Byroman and Trish Byrd, and Don and Judy Cumbie** volunteering from the audience. The judges were **Rich Money, Tom Lydeck, Paul Hart and Bert Trent**. The host was **Glenn Camp**. All contestants won gift certificates for DOAI merchandise. *Continued on next page...*



## Reports from DOAI regions and chapters, continued

Along with all the festivities of the rally, we welcomed the formation of a new Florida chapter, the Florida Discovery Sunshiners, and the chapter president is **Ron Wacker**. We all wish them well and many safe travels.

Now that the 2011 southeast region rally is over, discussions have already begun for the 2012 southeast rally. As this progresses, we will post information on the DOAI website. ❖



*Rally photos courtesy of Dick Tracy and John Ricciardi*



Top, registration; left, a good meal; above, the Mason-Dixons



Chapter president  
John Ricciardi

### Mason-Dixon Discoverys chapter

The Mason-Dixon Discoverys recently completed the southeast region rally, "Discover Your Discovery," at Lazydays campground, and it was a huge success. It's now time to take a well deserved rest. I thank everyone involved. The Mason-Dixons had 22 coaches attend – what a great showing!

While at the rally, we gained three new members: **Bob and Glenda Angus, Ray and Barbara Libbert, and Larry and Pat Runge**. I welcome them. **Dick Tracy** has

agreed to fill our vice president position for the rest of the term, replacing **Toni Calzone**, who resigned.

Our chapter meeting at the rally was very productive. We are now scouting several locations for rallies during the spring and summer, with possible locations in Charlotte, N. C., Richmond, Va., and in Delaware.

**Marshall Godwin** advised us that McGeorge's RV in northern Virginia has shown an interest in being a sponsor for the Mason-Dixons and will be willing to support some of our rallies.

We already have a rally scheduled at Old Mill Stream campground in Lancaster, Pa., May 19-23, and this should be a really great rally. You can get more information on this rally on the DOAI website. If you're in the area, join us. ❖

### Discovery Pioneers chapter

We hope all the Pioneers have found a warm spot during the winter months. **Sandy** and I plus **Jan and John Kovach** have been on the road since January, working our way toward warm weather. We had a great time at the DOAI pot-



Chapter president  
Terry Ven Roy

luck hosted by **Bob and Nina Soltwedel** and **Jeff and Carolyn Rogowsky** in Yuma, Ariz. While we were at Quartzsite, we ran into several former DOAI/Pioneers members; we had a great visit. In Mesa, we had a impromptu mini-rally, hosted by **Chuck and Vie Brock**. Five coaches and two former Pioneers couples attended. A great time was had by all.

We will have a going-home rally in Roswell, N. M., April 26-30, hosted by **Ken and Cody Baker**. See you all at the national rally. ❖



Chapter president  
Wally Wallington

### Northwest Adventurers chapter

Northwest Adventurers escaped the cold for a six-day rally at the Blythe, Calif., bluegrass festival in January. Events included a potluck dinner, eating out (naturally), a tour of Joshua Tree national park, and three days of bluegrass music by various bands. Chapter attendees were **Del and Freddie Perry, Ken and Sylvia Swain, Wally and Annie Wallington, and Bob and Portia Williams**. Guests included **Jim Devine, Ken and Neva Jardine, Alton and Betty Schmitt, and**

**Arnie and Betty Thompson**. A great time was had by all. We try to make this an annual event. Anyone who wants to escape snow and ice for at least a few days is welcome. ❖

*Continued on next page...*

## Reports from DOAI regions and chapters, continued



Chapter president  
Ron Wacker

### Florida Discovery Sunshiners chapter

We are a group of new DOAI members in Florida. We were sorry to hear the Florida Rolling Gators terminated their chapter. We attended the southeast region rally at Lazydays in February and had a great time. We had so much fun, in fact, that a group of us decided to form a new Florida chapter. We invite other DOAI members in Florida to get together with us at local rallies in hopes that we can create a great Florida-based Discovery chapter.

Our officers are **Ron Wacker**, president; **Ed Crutchfield**, vice president/wagon master; **Jody Bruce**, secretary/treasurer. Our board members are **George and Nancy Bender**, **Bruce Bruce** (not a typo ... he never knows if we are calling him by his first or last name!), **Cindy Crutchfield**, **Bill and Carol Foster**, **Scotty and Leta Sanderson**, and **Donna Wacker**. Our dues are \$12 a year.

We are having a rally at Lazydays campground March 30-April 3. We'll have free breakfast and lunches supplied by Lazydays. We'll also have a pizza party, a potluck dinner, go out for a spaghetti dinner and dessert (strawberry shortcake), happy hour every day, an emergency response seminar, and wrap it all up with a donut breakfast so we can say good-bye to friends before heading out April 3. Join us! **See following two pages for details.**

If you have questions about this new Florida Discovery chapter, please contact Ron Wacker at 813.240.6552 or email him at [discovery@rvfunhome.com](mailto:discovery@rvfunhome.com).



Chapter president  
Charlie Harvell

### Blue Ridge Discoverys chapter

Now that the south is beginning to thaw after one of the coldest winters in years, our members are making their way back home from warmer states such as Florida and Arizona. We began 2011 with a membership of 56 coaches. We had

several members resign due to trading for another brand, health issues or personal reasons.

We had several members who attended the southeast region rally in Florida. Our chapter's spring rally will be at the Mayberry campground, Mount Airy, N. C., starting May 11. Our hosts, **Richard and Marie Money** and **Hank and Eileen Haden**, have planned a great week. Mount Airy is the childhood home of Andy Griffith. Attendees will be able to visit Griffith home place, Floyd's Barber Shop and Wally's Service Station. There are sev-

eral wineries in the area and the hosts have planned a wine tasting tour.

Please remember our member, **Charles Smith**, as he fights his battle with his artificial heart. ❖

### Yuma Drifters non-chapter

We are an unofficial, disorganized, "drive"-by-night non-chapter of DOAI known as the Yuma Drifters. On January 31, **Bob and Nina Soltwedel** and **Jeff and Carolyn Rogowsky** hosted a potluck at the El Rancho Encantada clubhouse in Yuma for all DOAI members in the area. The event was timed to coincide with the annual RV show in Quartzsite, in hopes of getting a good response...and we did! Thirteen couples gathered to enjoy good food and good conversation, and the opportunity of meeting and making new friends. Those present, besides the hosts, were **Mike and Judy Scott**, **John and Jan Kovach**, **Paul and Doris Smith**, **Bob and Della Bednarick**, **Pat and Diana Curry**, **Carl and Betty Bailey**, **Ken and Sylvia Swain**, **Arnie and Betty Thompson**, **Alton and Betty Schmitt**, **Terry and Sandy Ven Roy**, and **Gus and Wanda Beall**.

Bob and Nina filled everyone in on upcoming DOAI events, including the early plans for the national rally. Attendees were also urged to give consideration to serving DOAI in an elective position. Each person introduced him/herself and told a little bit about their lives, and where they have traveled in their Discovery motor homes.

Everyone agreed that this motley and transient group should meet annually in Yuma to eat and chat. The event is open to each and every DOAI member within the area or just passing through. There are no dues; there is no business meeting; there is no roster; we just have a good fellowship time. Watch the egroup for next year's event notice. ❖



## WE HAVE A DISCOVERY FOR YOU!

Discovery motor homes just keep getting better!

And Tom Raper RVs is the home of the magnificent  
Discovery LE, designed by yours truly.

I specialize in creating custom Discoverys ...  
contact me and let's design your new land yacht!

Barry Burdette — 937.472.8481

800.727.3778, ext. 1333  
765.962.1572 fax  
[bburdette@tomraper.com](mailto:bburdette@tomraper.com)



2250 Williamsburg Pike  
Richmond IN 47374  
I-70 Exit 149A

TOM RAPER RVs: A membership sponsor of Discovery Owners Association, Inc.



## Florida Discovery Sunshiners chapter invites you to our introduction rally!

The registration form is on the next page.

### **TIME IS OF THE ESSENCE!**

Because this electronic newsletter is available to you before March 9,  
there is still time for you to call Lazydays Campground  
and make your reservation.

Then call Ron Wacker (or send him an email)  
so he'll have your information.

Don't delay!

We're going to have a lot of fun, good food,  
great seminar, and we're eager to welcome you.

QUESTIONS?

Call Ron Wacker at 813.240.6552  
or send him an email to [discovery@rvfunhome.com](mailto:discovery@rvfunhome.com)



**Florida Discovery Sunshiners** (a new Florida chapter of DOAI)

**CHAPTER INTRODUCTION RALLY**

Lazydays Campground, Seffner, Florida – Phone 800.905.6627

ARRIVE: **Wednesday, March 30** – DEPART: **Sunday, April 3**

Please complete the two-part registration form. Send Part 1 to Lazydays (or call Lazydays); send Part 2 to Ron Wacker

**→ → Make a copy for your records ← ←**

**PART 1. CUT ON LINE BELOW AND MAIL TO LAZYDAYS OR CALL 800.905.6627**

**Florida Discovery Sunshiners Rally – March 30-April 3, 2011**

Pilot: Last \_\_\_\_\_ First \_\_\_\_\_

Co-Pilot: Last \_\_\_\_\_ First \_\_\_\_\_

Home Phone \_\_\_\_\_ Cell Phone \_\_\_\_\_

Email \_\_\_\_\_

Street \_\_\_\_\_ City, State/Prov., ZIP/Postal Code \_\_\_\_\_

Discovery Year \_\_\_\_\_ Model \_\_\_\_\_ Length \_\_\_\_\_

Arrival Date \_\_\_\_\_ Departure Date \_\_\_\_\_ Handicap Parking? Yes \_\_\_\_\_ No \_\_\_\_\_

Camping Fee only:

\$128.98 per coach ..... \$ \_\_\_\_\_

Additional nights (call Lazydays for rates) ..... \$ \_\_\_\_\_

Total ..... \$ \_\_\_\_\_

Make check payable to Lazydays Campground and mail to 6210 County Road 579, Seffner FL 33584-3004

**Deadline to register with Lazydays is March 9, 2011.**

**Lazydays cancellation policy: Less than 7 days, 1 day charge; no show, no refund.**

**PART 2. CUT ON LINE BELOW AND MAIL TO RON WACKER**

**Florida Discovery Sunshiners Rally – March 30-April 3, 2011**

Pilot: Last \_\_\_\_\_ First \_\_\_\_\_

Co-Pilot: Last \_\_\_\_\_ First \_\_\_\_\_

Home Phone \_\_\_\_\_ Cell Phone \_\_\_\_\_

Email \_\_\_\_\_

Street \_\_\_\_\_ City, State/Prov., ZIP/Postal Code \_\_\_\_\_

DOAI Member # \_\_\_\_\_ Arrival Date \_\_\_\_\_ Departure Date \_\_\_\_\_

Emergency contact name \_\_\_\_\_ Phone \_\_\_\_\_

Rally Fee:

\$15.00 per coach for two people / \$10.00 for one person ..... \$ \_\_\_\_\_

\$10.00 for each additional guest ..... \$ \_\_\_\_\_

Total ..... \$ \_\_\_\_\_

Guests Name/s and Address \_\_\_\_\_

Make check payable to Ron Wacker and mail to 1720 Sherwood St, Clearwater FL 33755-2937

Cell: 813.240.6552 — Email: [discovery@rvfunhome.com](mailto:discovery@rvfunhome.com)

**Deadline to mail form is March 1. After that date, contact Ron by cell phone.**

## All things DOAI

A look at some of the benefits of being a member of this great organization



### Name badges

Official DOAI badges (in a medium blue-green) are good to wear whenever you are at a DOAI gathering. It helps everyone to get to know you. Here's how to get your badge:

1. Print out a list of what you are ordering
2. Write a check for the total amount of the order (don't forget to include the \$2 shipping fee)
3. Print your name/s
4. Print your ship-to address
5. Send all items to *The Signman, PO Box 622143, Oviedo FL 32762-2143* (telephone 407.365.3722; fax 407.365.7786)

Badge w/pin back (with or without two holes - specify)*	\$5.00
Badge w/magnet back (with or without two holes - specify)*	\$6.50
Bolo tie (specify black or white)	\$3.50
Job bar (for national officers/chairmen) with rings	\$3.50
Shipping	\$2.00

\*Note: If you don't specify, the badge will come without corner holes. There is no extra charge for drilling the holes. ❖

### DOAI decals

Each new DOAI member receives a static-cling DOAI decal like you see here (actual decal is white letters on clear background). These decals are a great way to tell the world you belong to a super motor home organization. Because they are static cling, they are easy to adhere to a window, and equally easy to remove. They look great on each front side window top, and another one would be super on your toad.



Get your additional decal/s for just \$2 each (including shipping) by sending your check (made payable to Discovery Owners Association, Inc.) to Portia Williams, PO Box 95, St George UT 84771-0095. Don't delay – **supplies are limited!** ❖

### DOAI-branded merchandise



Discovery-branded shirts, t-shirts, tote bags, jackets, vests, and caps are more great ways to declare your affiliation with the best RV owners club in the U.S. The DOAI store is open at regional and national rallies. Reasonably priced items of excellent quality mean that you won't be disappointed when you shop. DOAI decals are also available at the DOAI store. Merchandise director **Dick Tracy** welcomes ideas for new items, and will work hard to come up with what you want ([dtracy@pdt.net](mailto:dtracy@pdt.net)). By the way, the t-shirts for the upcoming 2011 national rally in Shawnee are extremely nice; rich chocolate brown with the logo across the front in burnt orange and dark gold. In you want one, you must order when you register for the rally (see **page 23** for price and sizes). ❖

### Free or discounted advertising online and in this newsletter

All active DOAI members are eligible to advertise in the newsletter and online at no or discounted cost. Free advertising is available for selling those used RV-related items you have laying around, as well as when you get ready to sell your Discovery. While limited to three lines in the newsletter, your online ad can be as lengthy as you wish, and can include up to three photos. Online ads are viewable by anyone surfing the 'Net, looking for a good used RV or related item, not just DOAI folks.

DOAI members who have their own RV-related business are eligible for discounted advertising rates, including certain free online ad space. Because of the variety of advertising opportunities available, please contact the newsletter editor for details ([doiexpress@discoveryowners.com](mailto:doiexpress@discoveryowners.com)). ❖



Keep reading...more membership benefits on next page! ⇒



## All things DOAI, continued

### The DOAI website

If you have Internet access, take time to check out the many helpful articles that are available to you. There are informational materials online that do not appear in this newsletter, and you may be surprised to learn what all is there.

For example, **Jim Smith**, a non-member RV owner, shares his RV Care maintenance database. Utilizing this program can potentially save you hundreds of dollars in repair costs. **Bob Cook** continually updates the **Map Overlay Files** which contain campground, fuel stop, and service location data. This is a great assistant as you drive down the road. These two items are available to everyone, members and non-members alike.

Other pages available to all are **Classified** and **Advertisers**. The **Classified** page includes ads from DOAI members selling Discovery motor homes and RV-related materials. You may also find classified ads from members who own businesses, such as campgrounds. The **Advertisers** pages includes those display ads from paying advertisers. These ads are hyperlinked to the respective advertisers' websites. These ads help pay the expenses of producing this quarterly newsletter, so we are very grateful for their patronage.

When you reach DOAI's home page ([www.discoveryowners.com](http://www.discoveryowners.com)), you will see other pages listed along the left side including **Links**, **Chapters**, **Rallies**, **Login**, **Join**, and **Contact DOAI**.

Some of the website's pages are restricted for access by members only. These pages are the **News**, **Hints**, **Modifications**, **Member List**, **eGroup**, **Chat Room** and **Bulletin Board** pages.

- ✿ **News** – details on renewing your membership electronically, list of latest additions to **Modifications** page (with link to that page), and a link to view newsletters online.
- ✿ **Newsletters** – *Discovery Express* is available for members on this page. There are a few issues from the early years still to be posted. Included on the main **Newsletters** page is a link to the **Index of Helpful Articles** from the newsletter, each hyperlinked to the particular issue.
- ✿ **Hints and Modifications** – The **Hints** page is loaded with the experiences of many members in solving problems. The **Modifications** page includes information from various members on how they've improved their Discovery motor homes with upgrades and renovations.
- ✿ **Member List** – a list of all active DOAI members, updated monthly. The data includes phone numbers and email addresses. The **Member List** page also includes links to DOAI's bylaws and standing rules pages.
- ✿ **eGroup** – The DOAI eGroup is a collection of members who communicate together via an email list processor. When someone sends an email to the eGroup list processor, the email is sent to everyone else on the eGroup list. This is a great way to ask questions and communicate with other DOAI members. The only thing you need is an email address.
- ✿ **Bulletin Board** – This is a place where anyone can go to post and read messages concerning DOAI, the Discovery coach and general RVing. Messages are posted by topic.
- ✿ **Chat Room** – A weekly chat with fellow members takes

place each Tuesday evening at 9:00 p.m. Eastern time. However, the chat room is open 24 hours a day. Please feel free to advise your friends and schedule a real-time chat with them, or you can leave the chat window open to see who pops in.

After you've browsed through the DOAI website, send a note of thanks to our intrepid webmaster, **Bob Cook**. The number of hours he spends maintaining the website is tremendous, and all at no cost to the club other than DOAI-owned equipment upkeep. ❖

### Chapter membership

Belonging to a DOAI chapter helps make your membership even more enjoyable. You have the opportunity to gather with other members on a more intimate scale such as weekend campouts, usually held in an area close to you.

There are currently thirteen chapters throughout the U.S. Details about most chapters are available online (not all chapters have created pages for the DOAI website). On **page 10** of this newsletter you will find a listing of all the chapters with contact information. On **page 9** of each issue we include a list of chapter/national/regional rallies that are coming up. This list is also available online. ❖

### Regional and national rallies

Major annual gatherings of DOAI members occur at regional and national rallies. The southeast region rally was recently concluded at Lazydays campground in Seffner, Fla. This has been an annual staple of DOAI, and the location has been ideal. Many Discovery owners spend their winters in Florida, and the timing of this rally has usually been in late January or early February.

There have been region rallies in other locations, but none are planned at this time.

The DOAI national rally is the **really big event** of each year. The location of the rally varies from year to year, in an effort to assure all members that a national will be relatively close to them at some time. The 2010 national rally took place in Tennessee; the 2011 national is set for Oklahoma; the 2012 national will be somewhere in the American southwest.

We really can't praise the national rallies enough. The rally committee people always ensure the best food, the best locations, the best vendors, the best seminars, and the best entertainment to be found. Members who attend have found themselves making new friends they might otherwise never have met, seeing sights they might otherwise never have seen, and creating lasting memories.

Do yourself a favor: Promise yourself you'll attend the 2011 national rally in October. You will not be sorry ... and you'll have a whale of a good time. ❖

### Owners advisory group

In early 2005, working with members of the then-Fleetwood Management team, the Discovery Owners advisory group was formed. The primary mission of the advisory group is to

Keep reading...more benefits on next page! ⇒

## All things DOAI, continued

maintain open dialogue regarding the Discovery product and customer service, to assure the Discovery product is meeting the expectations of owners, and to support the members of DOAI.

The advisory group consists of a designated national DOAI liaison (the vice president for development) and the region vice presidents of each of the six DOAI regions. The advisory group maintains communication and provides information via the national liaison. The national liaison maintains direct and frequent contact with the product development/design and owner relations management staff of Fleetwood. During national or regional DOAI rallies, the advisory group meets with Fleetwood management, if present, to discuss issues of common interest to Fleetwood and DOAI. In addition, any issues that have not been previously discussed will be reviewed for resolution.

### Reporting a problem

Problem-reporting is intended to take place when other actions have failed, or when satisfactory or unsatisfactory service has been provided. DOAI members should have followed this process to resolve their motor home problem:

- ① Take the motor home to one or more dealers for problem resolution.
- ② Call Fleetwood customer service at 800.322.8216.
- ③ Ask to speak to a customer service supervisor.
- ④ Ask to speak to a customer service manager.

When a DOAI member has not been able to resolve his problem by following the above process, the member should contact his region vice president, who will fill out an *Owner Reporting Form*. Acting as a member of the advisory group, the region vice president submits the form to the national liaison. The liaison will coordinate the report with the DOAI board of directors, as necessary, and will then submit the form to Fleetwood's national owners relations management. The DOAI member will be contacted directly by Fleetwood for resolution.

The DOAI member is asked to keep his region vice president informed as to action, resolution, etc. The region vice president will, in turn, keep the national DOAI liaison informed. The liaison will report results, as necessary, to the DOAI board of directors and to the membership via the *Discovery Express* newsletter.

The owner reporting form is to be used to report unresolved motor home problems, or for problems experienced with dealers that members feel need to be resolved by Fleetwood management, or for positive feedback.

Your region vice president's name and address is located on **page 10** of this newsletter. The states/provinces covered by each region is listed for clarification. ❖

This has been just an overview of all things DOAI. We hope you agree ... DOAI membership is a very **good** thing. ❖  
*Report submitted by Nina Soltwedel*



You bought an RV to see the world...  
Why let foggy windows block your view?



**RVFogDr.**<sup>TM</sup>  
Insulated Window Repair

If you own an RV, motorhome, camper or trailer, chances are you may experience fogging in your insulated glass windows, for repair call us.

\*RVFogDr.<sup>TM</sup> also specializes in windshield replacement & chip repair.

**(501)278-3015**  
2210 Dodge Ave. | Searcy, AR 72143

To Learn More:  
**RVFogDr.com**

## Spring Special

Ship and insure your window to our business, and we will fix window for \$100 plus return shipping and insurance!

## NOTICE!

Two-year warranty on insulated window repair.

RVFogDr. does collision and paint repair, windshield replacement and repair, roof recoat and recaulk, headlamp restoration, and installs towing equipment.



Vice president  
for development  
Bob Soltwedel

## The RV industry is improving

Last year, **Nina** and I visited the Fleetwood and Freightliner factories for service. While we were there, we took the factory tour at both facilities.

### Our Fleetwood experience

In 2004, we visited the Fleetwood factory for the first time. At that time, there were several shifts and they were making more than ten Discoverys per week. At the same time, the service for Discoverys was outsourced to several independent shops in Decatur.

In 2008, when I visited again, it was completely different; the production lines were not running, only two or three coaches per week were being made, and service was still outsourced. Things looked pretty gloomy, with diesel fuel over \$4 a gallon and a barrel of oil over \$140.

As you know, it got worse, with Fleetwood going into bankruptcy. API, a holding company, bought Fleetwood out and started the company back up with 400 of the original Fleetwood personnel. To control cash flow, they cut the number of models they would build, reduced their inventory, and increased the deliveries of parts to accommodate a just-in-time style of manufacturing. To improve quality, they brought the service back in-house by opening up the American Coach service department to all the models manufactured in Decatur.

At the time we were there last year, there were between 60 and 70 personnel (with more in the planning) in the service department, and we had excellent service. The personnel are all long-time employees (greater than 10 years), with many having worked in manufacturing before becoming service techs.

I highly recommend the Fleetwood service department. You need to either make an appointment months in advance or be willing to sit in the parking lot just east of the American Coach service (ACS) building as a drop-in for typically three to five days. The service lot holds about 50 RVs, and you get either 30 or 50 amp service. There is a dump and water at the west end of the ACS building. Fleetwood limits drop-ins to two

or three items for repair. We had the water pump control wiring repaired, remote control door opener electronics replaced, and the fogged up driver's side window replaced.

At that time, Fleetwood had about 700 employees (as of this writing, approximately 1,100) and was building Discoverys from 36 to 40 feet on Freightliner chassis with Cummins engines that require urea to meet the current EPA emissions requirements. They were also making a 42-foot tag axle Discovery on a Spartan chassis with the same Cummins engine. For a while last year, all Discoverys were built on a Spartan chassis.

All and all, I am pleased to say that Fleetwood is doing well and seems to be doing the right things for current and future owners.

### Our Freightliner experience

As for Freightliner, they also went through a downturn, but did not go into bankruptcy. They had layoffs, cut down the number of shifts, and cut the number of work hours. They, too, are rebuilding their manufacturing volume.

One big improvement they did for customers was to build a new service facility. It is in a separate building with six service bays versus only three or four at the manufacturing plant. There is an adjacent service parking lot with 30 and 50 amp service, with nearby dump and water. The lot holds about 30 RVs.

In September 2010, I had the M3 maintenance done on our coach at the factory in Gaffney. The service availability is like Fleetwood's in that an appointment puts you first in line, while a drop-in is fit in when possible. Again, I was very pleased with the long-time employees who worked on my coach. The work was done right the first time and at quite reasonable hourly rates. They also found a plastic part (radiator overflow tank) that was deteriorating, which would have stranded me if it had failed on the road.

While the service was being done, I attended the two-day class on the Freightliner chassis. I cannot sing praises enough about the excellent instructor who gave the chassis course. If you are interested in maintaining your coach yourself, you could not spend your money better. It was only \$100, and \$50 for the wives. By the way, all the wives in my class enjoyed it very much . ❖

## Keep DOAI members in your prayers

Since the last issue, we have had several members hospitalized for various health reasons. Please keep **Dot Yovino, Jack Smozley, Evelyn Sykes, Charles Smith, Gus Beall, and John Baker** in your prayers.

Please say special prayers for **Donnita Spallitta**, whose husband, **Jim**, died last November. Also say special prayers for **Glen Ross**, whose wife, **Juanita**, died last October. In addition, please keep **Brenda Snyder and family** in your prayers. Many of us were saddened when we learned of the death of **Dick Snyder** last January from complications of myeloma dysplasia, a precursor of leukemia. Dick was a longtime member of DOAI, and served as north central region vice president and national rally master. A lifelong resident of Seymour, Ind., Dick was a good friend to many DOAI members.

Please send an email to the newsletter editor at [doaiexpress@discoveryowners.com](mailto:doaiexpress@discoveryowners.com) when you learn of a member needing a care card or sympathy card.



❖ Dick Snyder



Gary Bunzer

## The RV doctor is in...

### A safe LP system

**S**afety, safety, safety! Is it really such an issue with recreation vehicles? Yes, yes and yes! If I were to pick just one “Golden Rule” to encompass the entire RV spectrum it would be: **Never compromise the safety factor.** And in no system is that maxim more important than in the propane system.

All RVers know (or should know) that LP is one of the most volatile of all products carried in our RVs. Its adaptability to the RVing form of travel is most significant. It can be compressed tightly into a relatively small container and yet it holds within enough energy to truly allow us to be self-contained. However, one must not view the LP system with a cavalier attitude. Conversely, respect for and the acceptance of certain LP-related realities make the LP system a valuable asset. Ignore them and ... well, let's not even go there.

Okay, you agree, the LP system should be kept safe. But just what can I do to ensure my safety and that of my recreational investment? Well, for starters, realize that preventive maintenance can be a good thing – an inexpensive insurance policy, if you will. Each appliance within your LP system requires seasonal maintenance as mandated by the appliance manufacturer. Read through that literature you tossed into that bottom drawer. In most cases, maintenance items are not covered by that new coach warranty, or any extended warranty for that matter. I know that sounds like somewhat of a downer and certainly your RV dealer glossed over it if he even mentioned it at all. Preventive maintenance is simply the responsibility of the RV owner. But as alluded to earlier, view it as a basic insurance policy.

The primary aspect of a preventive maintenance program for your LP system is simply this: it is a safety issue. Now, go back and re-read the first paragraph. Back so soon? Read on. This article will list a few important items in the LP system we should all consider. They are presented in no specific order of importance. Keep in mind, they do not represent the sum total of everything that needs to be addressed. Many coach owners perform these tasks themselves; however, if you do not feel 100 percent comfortable doing so, please call your local RV service facility. They will be more than happy to accommodate you.

- ① First on this list, check for LP leaks often. In my seminars, I recommend three different intervals for having your entire RV tested for leaks. Before each and every trip, as necessary (for instance, if you smell the odorant added to the LP), or at least twice a year.
- ② Always use a dual stage regulator and always carry a spare regulator. The regulator is the heart of the entire LP system. If it is rendered faulty, your complete LP system will be useless. If you dry camp often, that means no heat, no hot water, no cooking, and, dare I say, no cold adult beverages. LP regulators come pre-set (close enough) from the manufacturer and are simple to install while on the road.
- ③ Never allow your LP container/s to be overfilled. All are manufactured to be filled to 80 percent capacity only. We store LP as a liquid, but utilize it as a vapor or gas. If liquid fuel enters the regulator and piping system, serious (read costly) damage can occur.
- ④ Inspect your containers often. Look for rust, dents, dings or other obvious damage to the container, hoses and other devices attached to them. Have a professional technician inspect them if you find something questionable.
- ⑤ Be sure your safety related detectors are operable and always carry fresh batteries for each. Regularly test the effectiveness of the LP leak detector, the carbon monoxide detector and any smoke alarms you may have in your RV. Don't overlook the fire extinguisher as well. Be sure it is charged and ready to go should you need it.

Once again, the above list should not be considered all-inclusive. It is intended, however, to indeed be key reminders for us all to never compromise the safety factor. And remember, RVing is more than a hobby – it's a lifestyle!



*Gary's RV Doctor column has been published somewhere every month for over 34 consecutive years. Visit his website, [www.rvdoctor.com](http://www.rvdoctor.com), for additional RV articles, technical information and video tips. We thank Gary for allowing us to reprint his sage advice on RV matters.*

## FIRE SAFETY TIPS BY MAC MCGOY

- Practice unhooking your tow vehicle as quickly as possible to avoid spreading a fire to other vehicles.
- After a long haul involving a steep grade, don't come to a stop and turn your engine off without allowing your vehicle time to cool down. Your transmission fluid temperature could be around 350°F, and your brakes will definitely be too hot to allow a quick stop. Turning your engine off too suddenly causes the temperature in your transmission to continue to rise. With your engine off, your coolant is no longer bleeding the heat from your engine. Instead, allow for a five-minute cool-down period. A hot exhaust pipe from your engine or generator can also run hot enough to start a fire if you drive in high, dry weeds
- Invert and shake your dry powder or dry chemical extinguisher monthly to loosen the powder. The jarring of the coach while you travel down the road does not keep the powder loose; in fact, it packs the powder, which may make your extinguisher useless in fighting a fire.





Mark Polk

## Polk's top 7 motor home trip-planning reminders

The other day I was doing some preliminary planning for our first RV trip of the year. In addition to prepping the motor home for another camping season, I decided to review some paperwork that I keep in the RV.

I'm glad I did, because I noticed that our emergency roadside service plan had expired. Recently, I went through the trouble of locating a 22.5-inch spare tire and rim for our motor home. It would have been crazy to have the spare but no ERS plan to assist in getting the tire changed. It just goes to show how easy it is to overlook things sometimes.

With that said, and with camping season right around the corner, I thought a good topic for an article would be some trip-planning reminders.

The first step is to plan the trip you are taking. Travel guides, magazines, state tourism boards and Internet sites offer valuable information to help plan your trip. Route your trip on a map or from an Internet trip-planning website. Here are a couple of helpful links for fuel cost calculations:

\*Fuel cost calculator – [www.fuelcostcalculator.com](http://www.fuelcostcalculator.com)

\*Local gas prices in the USA – [www.gasbuddy.com](http://www.gasbuddy.com)

Always keep an atlas or maps in the RV or towed vehicle. Driving a motorhome can be stressful, especially if you don't know the route you will be traveling. Using a GPS system can make traveling much less stressful.

### My top seven trip-planning reminders

1. Plan your itinerary to include the campgrounds you will be staying at. Give a family member or friend a copy of your

itinerary along with the campground contact information. Make campground reservations in advance, especially during the busy travel season.

2. Try to limit your daily driving to 350 miles a day or less. Not only will your trip be more enjoyable, but this will allow plenty of time to get set up at the campground before it gets dark and to enjoy some of the amenities the campground has to offer.
3. **Make sure your emergency roadside service plan is up to date.** If you don't have one, you should get one prior to leaving on your trip.
4. Conduct pre-trip checks on your RV.
5. Check and refill any medications you will need. If you are under a doctor's care, bring a copy of your medical records.
6. Be sure you have the following: credit cards, ATM card, checkbook, cell phone, address book and stamps, emergency contact numbers, a spare set of eyeglasses or reading glasses, a spare set of keys, RV owner's manuals and warranty information. Also, make sure you have your passports, if necessary, and check the expiration dates.
7. Check the weather conditions for where you will be traveling each day. Take a weather radio receiver with you. Don't travel in bad weather or during high winds.

Now, double check that everything is loaded in the motor home before you hit the road. Have a great time exploring this wonderful country we live in. ❖

*Mark Polk is a veteran RV technician, and the producer of a popular series of DVDs and books about RVs and the RV lifestyle. [Ed. note: \*Links added to contacts list on page 9]*

## More from Mark...

### Necessary items: Electrical adapters

Electrical adapters are a necessity for RVers. Eventually you will be in a situation where you have to use some type of electrical adapter to make a connection at a campground. It may be an outdated campground or isolated area that only provides 15- or 20-amp electrical service. There are adapters that will go from your RV-type plug and size down to household-type outlets and adapters that go from household-type outlets to campground RV connections. It's nice to have these adapters on hand when you need them, but you must exercise caution when you use them. If your RV is a 30-amp or 50-amp system and you use an adapter to plug the RV into a 15 or 20-amp outlet, this severely limits what you can operate in the RV. The roof air alone will draw up to 15 amps when it initially starts. If you place too much of a demand on electrical adapters or use them for extended periods of time, they can overheat and melt, resulting in damage to the RV power cord or electrical system.

### Some quick tips

#### → Wiper blade maintenance

Check the condition of your windshield wiper blades before you leave on a trip. This is one of those things we don't think about until the next time we need them. Periodically clean the wiper blades with windshield washer fluid.

#### → Try to avoid using extension cords at campgrounds

If at all possible, try to avoid using an extension cord when making electrical connections at the campground. The gauges of the wire used in standard household extension cords are not suitable for RV electrical hookups. Eventually, you will be put in a situation where you will need to use an extension cord. It is a good idea to purchase an RV extension cord that is compatible to the electrical system of your RV and have it on hand. If you do purchase an extension cord somewhere else, it should be at least 10-gauge wires. ❖



Executive vice  
president  
John Baker

## CIRCLE THE DS IN SHAWNEE

**35.21N/96.57W** – that’s where it’s happening! Set these coordinates in your GPS today so you won’t miss it: the 2011 national rally where we will **Circle the Ds in Shawnee** October 17 through 22, 2011.

A group of great south central region team leaders are working hard to plan an outstanding rally for you at Shawnee’s beautiful Heart of Oklahoma Expo Center ([www.shawneeexpo.org](http://www.shawneeexpo.org)). Several new and different twists are being planned; you will hear about most of them over the next few months, starting now. **Bob Cook** and **Leroy Churchill** have been working steadily for several months, with assistance from our rally registrar, **Sarah Hallum**, to bring you – at long last – rally registration via the Internet! We urge everyone to register for the rally via the Internet, if at all possible.

The parking team will meet you and see that you locate your pre-assigned campsite and get safely settled into it. They will be available both on arrival day, Monday, and on early arrival day, Sunday. Should you want to arrive before Sunday, call the expo center directly (405.275.7020). A huge horse show will immediately precede our time, so you will need to relocate your rig on Sunday.

On Monday, there are special events planned for all members attending their first national rally. We want to be sure you are warmly welcomed and give you a head start on meet-

ing some of our long-time members and leaders. As a bonus, you will get to eat first!

Tuesday will bring a great golf tournament at the highly-rated nearby Jimmie Austin golf course, arranged by **Hank Smith** and **Joe Stewart**. In addition to great fellowship and the opportunity to “lie about your lie,” there will be prizes!

**Pete Palasota**’s team is planning great tours for Tuesday and Wednesday. See the details on **page 22**. In addition, this team is lining up some outstanding talent to follow several delicious catered dinners. Come hungry!

Want to learn something?

**Jay Keneson** and **MaryAnn Crowell** are leading the charge to organize a whole host of seminars on everything from “soup to nuts.” Want to buy something? This same team is enlisting local and national vendors who will bring goodies you’ll just have to own.

I’m out of space before I’m out of items, but you get the idea. This will be a great time. For details, see the registration form on **page 23** and on the website

[www.discoveryowners.com/nextrally.htm](http://www.discoveryowners.com/nextrally.htm)  
but register **online**, if you are able. See you in Shawnee! ❖



## Calling all craftspeople, artisans, and the over-stuffed!



Returning by popular request, the crafts/white elephant sale will be a part of the 2011 national rally in Shawnee.

DOAI boasts many talented members who create works of art or devise RV-related items or make handy household gadgets.

This opportunity is designed for

you! Also, those of us who find ourselves in the ‘we’ve got too much stuff’ category are also included in this sale.

While the date is not yet available, we can tell you that the two-hour sale will take place on a specific day during the rally, at a time that will not compete with outside vendors. There will be no fee to participate, and each seller will be provided a table and chairs for their goods, as well as signage for each table. Sellers will be responsible for making sales and collecting payment.

Start planning now! Contact **Nina Soltwedel** at [nina.soltwedel@gmail.com](mailto:nina.soltwedel@gmail.com) to get on the selling list and to ask any questions you may have. ❖

## Calling all ladies!

You are invited to attend the Mugs and Muffins for Ladies at the national rally. It will be a time of getting to know each other and having fun. **MaryAnn Crowell** is in charge and cooking up some delightful things for all the gals. We will enjoy coffee and/or tea and an assortment of muffins. We’ll even have door prizes!

Check the registration form ... there’s a line item for you to sign up to attend. The cost is \$3/person. You will also be able to sign up and pay when you arrive at the rally. ❖



## Paid classified advertisement

**The Ultimate Hub Nut Tool:** This tool is used to remove Freightliner’s chassis hub nuts on coaches with Alcoa rims. It saves the hubs from unforgiving channel locks and pipe wrenches, plus allows the user to remove hubs for cleaning and polishing. This is the only molded hub nut tool that indicates proper direction for removal of the hubs. Contact Frank Cason, 1917 Stone Dam Rd, Chuckey TN 37641-4876; 423.552.5257; [cason.frank@gmail.com](mailto:cason.frank@gmail.com) \$10 plus \$2.50 shipping/handling. You can also order online at [www.rcmolding.com/hubtool](http://www.rcmolding.com/hubtool)



Merchandise  
director  
Dick Tracy

## Merchandise director will have good stuff for national rally

To order your **Circle the Ds in Shawnee** t-shirts for the 2011 national rally, we are handling it differently this year. The information for ordering them is contained in the rally registration form (see **page 23** and online at [www.discoveryowners.com/nextrally.htm](http://www.discoveryowners.com/nextrally.htm)). You need to order them at the time you register to join in the fun at Shawnee.

The shirts will cost \$10 each. They are a rich chocolate brown with the nice specially-designed rally logo in burnt orange and gold. The t-shirts are available in a range of sizes, but we are not offering them in small, as that is really a youth size. Our petite ladies have told me that the medium is the right size for them. We presented a sample of them to folks attending the southeast region rally at Lazydays, and folks said they really like them.

Of course, we will have lots of other nice Discovery merchandise available for you in Shawnee, but please order your t-shirts when you register. Hope to see you in Shawnee in October. ❖




## The search is on!

Do you, or does someone you know, have a karaoke machine? Do you play the piano? Do you play any kind of instrument?

We are searching for people to participate in the Discoveryettes presentation at the national rally. It would be super to have a karaoke machine available. It would also be grand if a piano player and/or any instrument player would be willing to help us out.

Want more information? Please contact **Nina Soltwedel** at [nina.soltwedel@gmail.com](mailto:nina.soltwedel@gmail.com) as soon as possible. We guarantee you'll have a fun time! ❖



## Follow-up to sealant inspection article

See **January 2011, page 5, for original article**

**Bob Angus** writes: "Having just spent four days at the Fleetwood repair facility [in Decatur, Ind.] having some warranty work done, I was given that exact instruction sheet at sign in. I stayed with my Discovery the whole repair process, so I got to see them in action.

"Part of my warranty concerns dealt with sealants around the windows, antenna, and vents on the top, as well as the condition overall. Several things I learned: They use a citrus cleaner (B.O.S.S Citrus Cleaner) when they install new sealant to smooth and clean. The technicians said that you can also use mineral spirits (sparingly) to keep your sealant clean and shiny as it ages. They put some on a rag and rubbed the sealant. They could remove unwanted sealant using this process.

"To reseal areas that require clear sealant, they use Geocel 2300 Construction Tripolymer Sealant, which contains no silicone. It is great stuff and used at the factory when the units are built. It also comes in white for applications on the roof. For the black sealant they use Sikaflex Sealant, which is available in the Fleetwood store for \$5.83 a tube. The Geocel is available in many stores listed on the Internet for about \$10 a tube. Haven't found a source of the citrus cleaner yet, but mineral spirits can be found at The Home Depot or Lowe's. The cleaners do not harm the paint on the coaches. Just thought this would help everyone keep their Ds clean and bright." ❖

## Random RV thought

**Chuck Woodbury** says: "The expectation of acquiring a new possession is often more exciting than the possession itself once you have it. Whether it's a new chair, video game or newfangled tool, we dream about the item and how it will enhance our life. But once acquired, the product often becomes just another possession. That's not true with an RV, which continues to captivate most owners for years and years. Perhaps it's because an RV is more than a 'thing.' It's a magic carpet that takes us on grand, memorable adventures. RVers, who once traveled with their small children in an RV and then have to sell the RV years later, can come to tears seeing all the memories drive away. An elderly couple, too old to travel anymore, will likely feel the same. RVs provide an ongoing source of wonder to those who own them. And unlike most of the miscellany in our lives, the passion an owner feels for an RV rarely dims."

*Chuck Woodbury is the editor of [www.rvtravel.com](http://www.rvtravel.com), a free weekly e-newsletter about all things RV (just about the best e-newsletter there is on RVing, and comes to your inbox every Saturday), and is host of the Better Business Bureau DVD, "Buying a Recreational Vehicle," the definitive guide to purchasing an RV the right way.*

## Important national rally registration and tours information

→ → Please read this information before you register for the 2011 national rally ← ←

**Save time – register online!** This form and full instructions can be found at

[www.discoveryowners.com/nextrally.htm](http://www.discoveryowners.com/nextrally.htm). By registering electronically, your typed information is transmitted immediately to the registrar, thus making her job easier. All this can be done with the click of your mouse!

**If you prefer**, you may use the form on the next page. Please legibly PRINT all information on the form.

**ENTER INFORMATION AS YOU WANT IT TO APPEAR ON YOUR RALLY NAME BADGE.**

### Shawnee Tour, Tuesday, October 18

Depart Expo Center at 9:30 a.m. to enjoy some of the unique sights of Shawnee.

Enjoy a guided tour of the **Roundhouse Overalls factory** – the oldest manufacturing company in Oklahoma and home of the world’s largest pair of overalls. Roundhouse has been a staple of Shawnee for over 100 years.

Tour the **Citizen Potawatomi Nation Cultural Heritage center** which tells the story of the tribe throughout the years. View the facility’s Wall of Veterans which pays honor to those serving in all branches of the




military. Tour the recently renovated Bourbonnais cabin located on the grounds. Built in 1881, it is the only building remaining of the old Shawnee town settlement.

Enjoy lunch on your own at **Golden Corral** in Shawnee. Order from the menu or “hit” the buffet as you see fit.

Visit **Oklahoma Baptist university’s Raley chapel**, site of the Oklahoma History window, which is a panoramic depic-

tion of vitality and heroism in Oklahoma. It features references to the five civilized tribes, the Trail of Tears, the Doaks treaty, Oklahoma’s first Baptist church, the upsurge in industry, hunting and (of course) the Boomers and the Sooners. No Oklahoma history is complete without Will Rogers, who stands ready to entertain and inspire. Ten additional stained glass masterpieces tell the stories of significant subjects in OBU history, including its various schools of learning.

See the largest stained glass selection found in Shawnee, and perhaps one of the best in Oklahoma at **St. Gregory’s Abbey chapel**. The windows follow different themes



including praise,

sacrifice, the four teachers of the western church, and the liturgical year. There are also many unique wooden pieces throughout the side chapels within the chapel.

Return for a well-deserved rest by about 3:30 p.m.

### Oklahoma City Tour, Wednesday, October 19



**S**tart at 9:00 a.m. with a comfortable motor coach ride and visit the awe-inspiring **Oklahoma City memorial and museum** created “to remember those who were killed, those who survived and those changed forever.” The stated intent is “for all who leave here to know the impact of violence. May this memorial offer comfort, strength, peace, hope and serenity.” It is a moving, awesome experience that no one should miss.

The memorial and museum is “dedicated to educating visitors about the impact of violence, informing about events surrounding the bombing, and inspiring hope and healing through lessons learned by those affected.” You definitely will be impressed and glad you took the time to visit this site.

Then, on to lunch – a wonderful salad bar and buffet, at no additional charge!

After lunch, enjoy the history and aura of the **National Cowboy and Western Heritage museum**.

Visit a turn-of-the-century cattle town plus interactive history galleries that focus on the American cowboy, rodeos, Native American culture, Victorian firearms, frontier military and Western performers. With its several changing special exhibits, the museum will offer something new and appealing for everyone who visits.



Return at 4:00 p.m., in time for a night on the town. ❖





# DOAI 2011 National Rally

## CIRCLE THE DS IN SHAWNEE

October 17 through 22, 2011  
Heart of Oklahoma Expo Center, 1700 West Independence Street  
Shawnee, Oklahoma

### REGISTRATION FORM

Enter information as you want it to appear on your rally name badge

Pilot's Last Name \_\_\_\_\_ First Name \_\_\_\_\_

Co-Pilot's Last Name \_\_\_\_\_ First Name \_\_\_\_\_

Street \_\_\_\_\_ City, State/Prov., ZIP+4/Postal Code \_\_\_\_\_

Home Phone \_\_\_\_\_ Cell Phone/s \_\_\_\_\_

Email/s \_\_\_\_\_

Emergency Contact/s \_\_\_\_\_ Emergency Phone/s \_\_\_\_\_

DOAI # \_\_\_\_\_ DOAI Region Affiliation \_\_\_\_\_ Chapter to be parked with \_\_\_\_\_

Need handicap parking? (No sewer) Yes \_\_\_\_\_ No \_\_\_\_\_ First national rally? Yes \_\_\_\_\_ No \_\_\_\_\_

Guest/s Name, City, State \_\_\_\_\_

#### REGISTRATION:

\$315.00 per coach with two adults (October 17 through 22) .....	\$ _____
\$250.00 per coach with one adult (October 17 through 22) .....	\$ _____
\$65.00 each additional person/child (October 17 through 22) × ___ person/s = .....	\$ _____
\$15.00 early arrival (Sunday, October 16) .....	\$ _____
\$20.00 DOAI membership (if not already a DOAI member) .....	\$ _____
\$38.00 per day golf cart for rally site (3-day minimum) Start date _____ x ___ days = .....	\$ _____
\$10.00 rally t-shirt/s x ___ shirts ordered = .....	\$ _____
Size: Medium ____ Large ____ XLarge ____ XXLarge ____ XXXLarge ____	
<b>Note: T-shirts are 50/50 pre-shrunk. No small available (youth size)</b>	

#### OPTIONAL TOURS, ACTIVITIES, AND GOLF:

Tuesday, October 18, Tour 1 – <b>Shawnee Tour</b> .....	\$18.00 × ___ person/s = \$ _____
Tuesday, October 18 – <b>Golf Tournament</b> (includes golf cart) .....	\$45.00 × ___ person/s = \$ _____
Wednesday, October 19, Tour 2 – <b>Oklahoma City Tour</b> .....	\$49.00 × ___ person/s = \$ _____
Saturday, October 22, <b>Mugs and Muffins for Ladies</b> .....	\$ 3.00 × ___ person/s = \$ _____

**MAKE CHECK PAYABLE TO: DOAI** Check Enclosed/Total ..... \$           

#### MAIL CHECK AND REGISTRATION FORM TO:

Sarah Hallum, Registrar, PO Box 130, Lexington TX 78947-0130

Questions? Contact Sarah – 979.773.0696 (H); 512.422.8526 (C); [dashallum@verizon.net](mailto:dashallum@verizon.net)

**REGISTRATIONS MUST BE RECEIVED BY MONDAY, SEPTEMBER 19, 2011**

Full refund cancellation may be made up to Sept. 19, 2011 – **AFTER SEPTEMBER 19 – NO REFUND**

**→ → → KEEP A COPY FOR YOUR RECORDS ← ← ←**

You will receive a confirmation of your registration via email

## Photos from southeast region rally



Potluck diners dined very well



Welcome party party-ers snaked through the hall



The 'not-so-newly wed' game was a hoot.



Please, sir, might we have more? Yes! Eat up!  
Photos courtesy of John Ricciardi

### 👉 Whom to contact with questions about ... 👈

**Membership number and renewal date:** [doaimembership@discoveryowners.com](mailto:doaimembership@discoveryowners.com)

**Newsletter and electronic edition:** [doaiexpress@discoveryowners.com](mailto:doaiexpress@discoveryowners.com)

**egroup and bulletin board:** [webmaster@discoveryowners.com](mailto:webmaster@discoveryowners.com)

## Discovery Owners Association, Inc. membership application

**Welcome** to the premier non-profit organization for owners of Discovery motor homes by Fleetwood RV, Inc. DOAI is an organization intended to foster social opportunities and information exchange among all members.

**Dues** are \$20 for the first year (includes one-time \$4 administrative fee); \$16 for one-year renewal; \$45 (\$49 new members) for three years; \$75 (\$79 new members) for five years.

**PLEASE...PAYABLE IN U.S. FUNDS ONLY!**  
*Questions? Call toll-free 888.594.6818*

**Mail** the form below with your check payable to *Discovery Owners Association, Inc.* to:

**Portia Williams, Membership Director**  
P. O. Box 95  
St. George, UT 84771-0095

**Join/renew online at** <http://www.discoveryowners.com>

Last Name \_\_\_\_\_ First \_\_\_\_\_ Spouse/Partner Name \_\_\_\_\_

Address \_\_\_\_\_

City, State/Prov., ZIP+4/Postal Code \_\_\_\_\_

Home Telephone \_\_\_\_\_ Cell Telephone \_\_\_\_\_

Discovery Year and Model \_\_\_\_\_ Email Address \_\_\_\_\_

Who recommended DOAI membership to you? \_\_\_\_\_

Check enclosed for \$ \_\_\_\_\_ representing (*check one*):  One year  Three years  Five years